

Contents

1. Reference:PageAssignments	2
2. GPL v3 only	3
3. Manual:Extension/BlueSpicePageAssignments	3
4. Reference:BlueSpiceFoundation	7
5. Manual:Extension/PageAssignments	8

PageAssignments

BlueSpicePageAssignments

Assigns individual users or whole groups to pages, e.g. as responsible editors.

Status:	stable
Developer:	HalloWelt
Extension type:	BlueSpice
Edition:	BlueSpice free
Dependencies:	BlueSpice
License:	GPL v3 only
Activated:	Yes
Category:	Quality Assurance

[View help page](#)

Contents

1 Description	2
2 Usage / Features	2
3 Technical information	3
3.1 Configuration	3
3.2 Rights (permissions)	3
3.3 Requirements	3
4 User manual	3
5 Try free our BlueSpice	3

Description

PageAssignments allows to assign pages to single users or user groups. Assigned user or groups will be notified about changes of an article via email or internal notifications.

Usage / Features

- The extension PageAssignments allows you to assign responsible editors to an articles.
- An article can be assigned one single user, multiple users or even an entire group.
- The responsible editor(s) for the particular article can be viewed in the flyout "Page assignments" of the right toolbox in the tab "Quality management".
- The user assigned to the article can transfer the responsibility to another user.
- Users / groups are informed about all changes to the site and receive special permissions.

- A special page on the wiki (Special:PageAssignments) shows a list of all the articles that you are responsible for.

Technical information

Configuration

Rights (permissions)

Pages can only be assigned to users with "pageassignable" permission, and only users with "pageassignments" permission can assign pages to others.

Requirements

PageAssignments requires [BlueSpiceFoundation](#).

User manual

For detailed description and usage, visit our [user manual](#).

Try free our BlueSpice

[BlueSpiceDemo](#).

GPL v3 only

Redirect to:

- [GPL v3](#)

Page assignments

Contents

1 About page assignments	4
1.1 Characteristics	4
2 Assigning a page	4
3 Assignment management	5
4 My assignments	6
5 Setting permissions for assigned users	7
6 Related info	7

About page assignments

Page assignments are a quick way of giving one or more users informal responsibility and ownership of a page. They are very similar to a [watchlist](#). A user can add a page to their watchlist themselves, but users also create page assignments for each other.

Page assignments do not change the behavior of the page or grant special rights on a page. For example, the page does not get locked for editing when it is assigned to another user. It is rather a simple mechanism to have users "take a look" at a page. If the feature *Read confirmation* is activated for a namespace, assigned users have to confirm with a checkbox on the page that they have read the page.

A user can easily delete the assignment or delegate it to another user without any consequences.

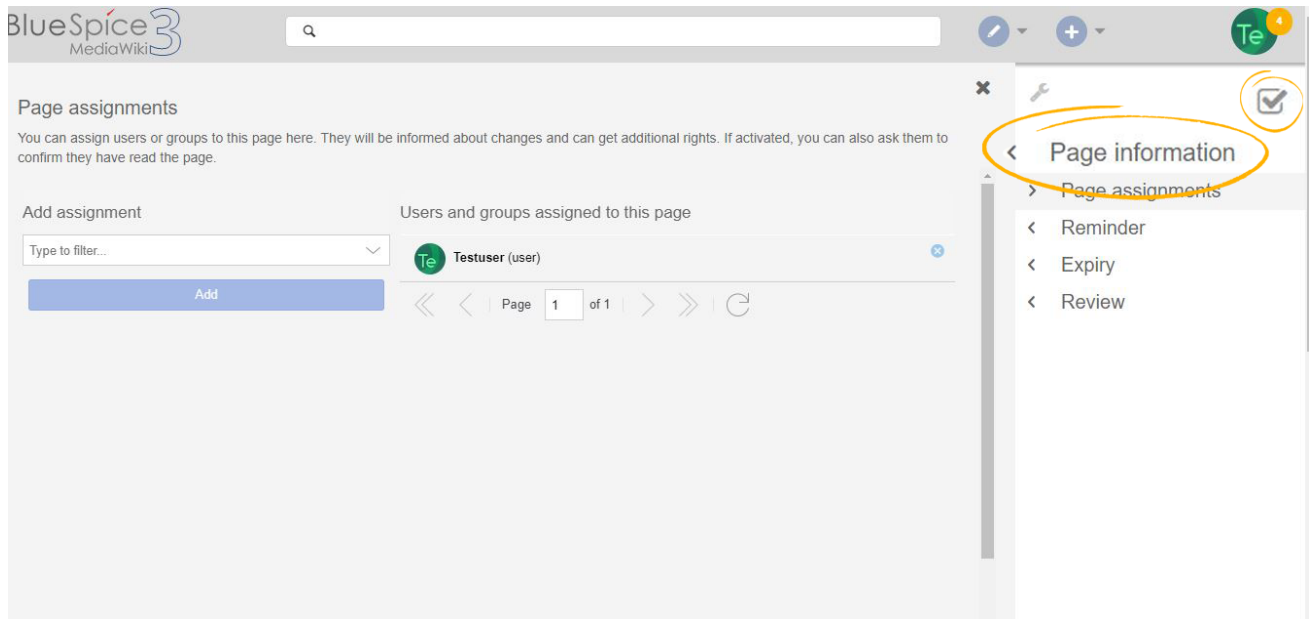
Characteristics

- Assigned users receive **notifications** when the page is changed. (This can be deactivated in the user preferences.)
- Assigned users are **listed under the assignments** for the page in the Quality management menu of the page.
- The page is listed on the **Assignment management** page, which is accessed from *Global actions > Management* (Special:ManagePageAssignments)
- The **page is listed** on the *Assignments* manager page of the assigned user, which is easy to access from the user profile menu.
- **Namespace-specific:** if a namespace has *Read confirmation* activated, the page shows a read confirmation in the alert area of the page.

Assigning a page

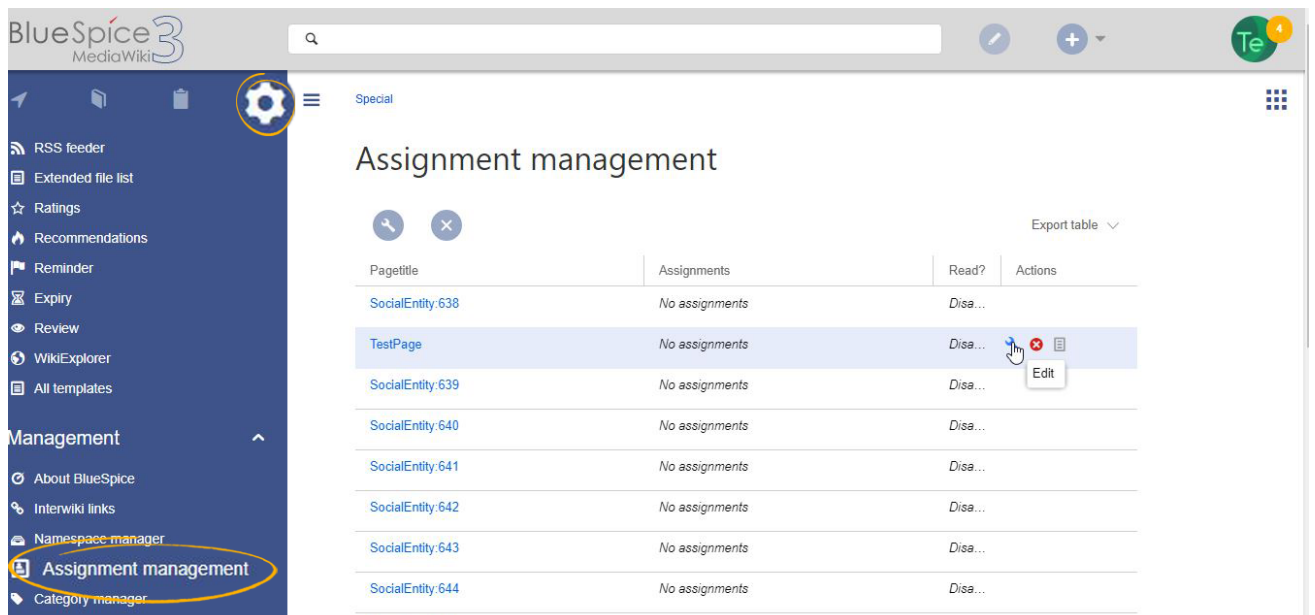
To assign a user or a group to a page:

1. **Click** on *Page assignments* in the *Quality management* toolbar.
2. **Type** a user or group name in the assignments text box. You will get automatic suggestions based on your entry.
3. **Click** the *Add* button.
4. **Add** more users or groups (optional).

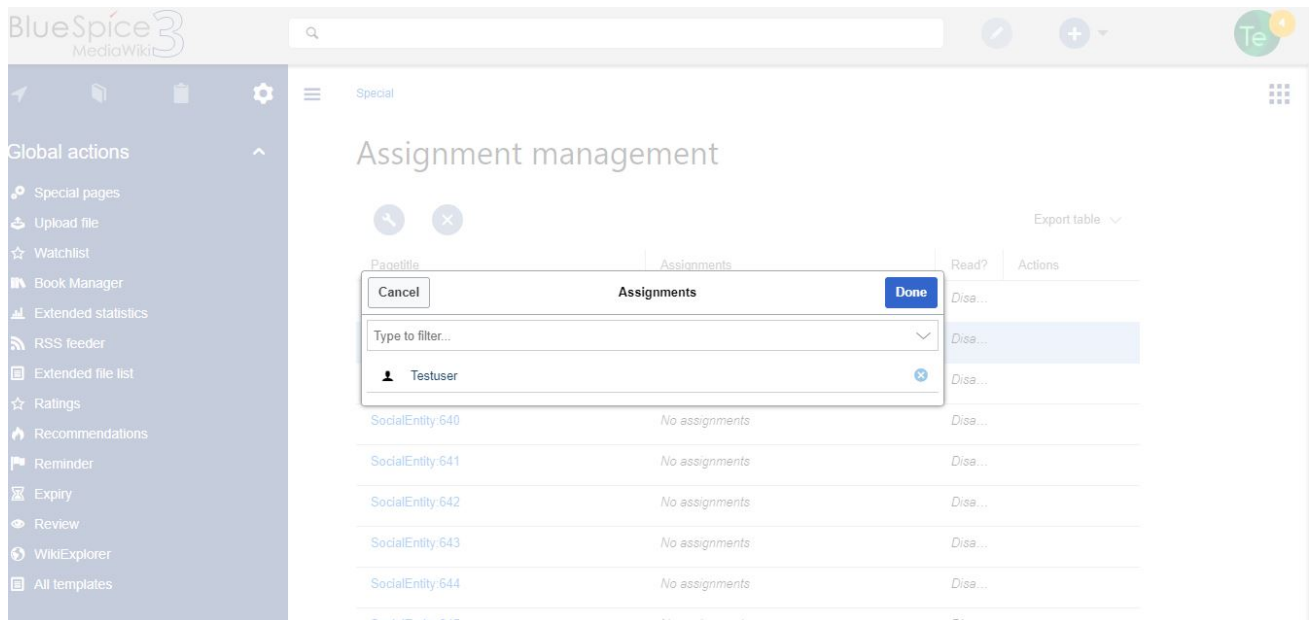


Assignment management

Besides viewing all the assigned users and groups for each page, wiki administrators can also see a list of all pages that have assignments.

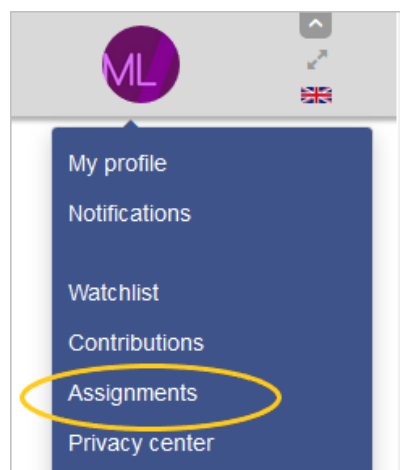


Administrators can navigate to the page `Special:PageAssignments` by clicking on *Assignment management* under *Global actions > Management*. Edit the assignment by clicking on the "wrench" icon and delete the assignment by clicking on the "x" button when the assignment is selected.



My assignments

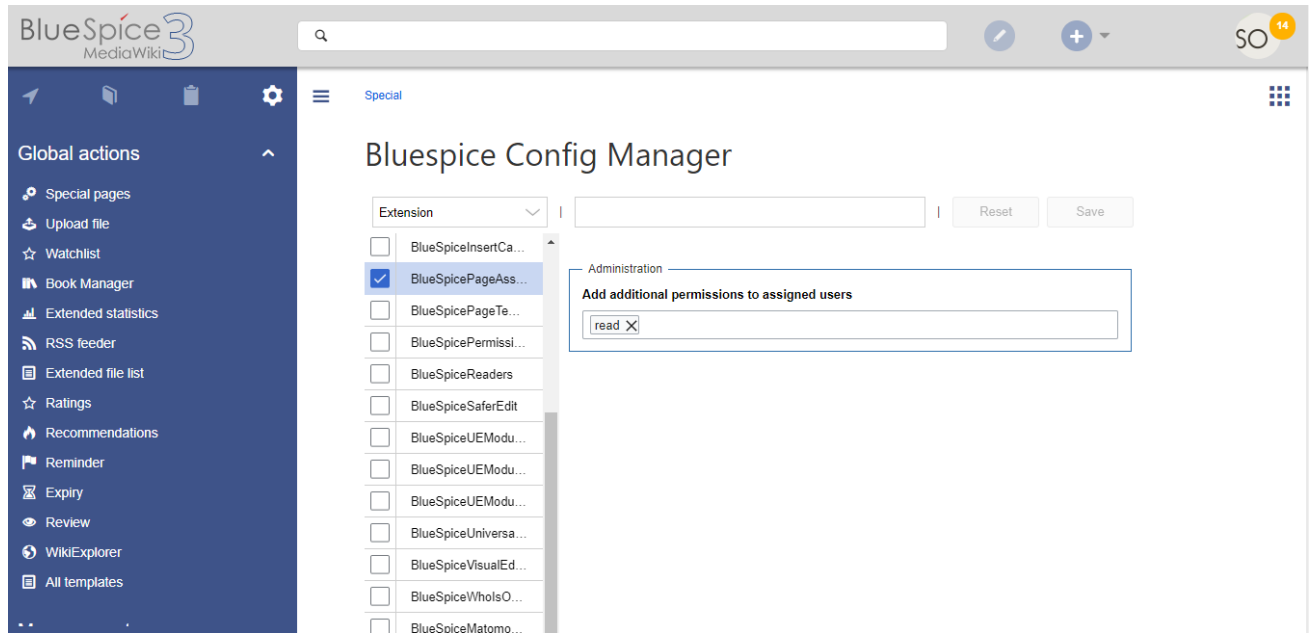
Every user can view the pages they are assigned to by clicking on "Assignments" in their personal menu (by clicking on their image in the upper right corner).



Setting permissions for assigned users

Wiki admins can define a set of permissions that will be granted to assigned users for a page they are assigned to, even if these permissions were not granted to them by default.

This can be done in the [Config manager](#), by selecting config type "Extension" and selecting BlueSpicePageAssignments from the list.



Related info

- [Reference page](#)

Reference:BlueSpiceFoundation

BlueSpiceFoundation

Makes MediaWiki enterprise ready

Status: stable
Developer: HalloWelt



NOTE

This page is currently under construction and will be finished shortly.

In the meantime, if you need help or information about this extension, please contact our support at support@hallowelt.com.

Manual:Extension/PageAssignments

Redirect to:

- [Manual:Extension/BlueSpicePageAssignments](#)