

## Contents

---

1. Reference:Expiry .....	
2. GPL v3 only .....	
3. Manual:Extension/BlueSpiceExpiry .....	
4. Reference:BlueSpiceFoundation .....	
5. Manual:Extension/Expiry .....	

## BlueSpiceExpiry

pages can be marked as expired.

<b>Status:</b>	stable
<b>Developer:</b>	HalloWelt
<b>Extension type:</b>	BlueSpice
<b>Edition:</b>	BlueSpice pro
<b>Dependencies:</b>	BlueSpice
<b>License:</b>	GPL v3 only
<b>Activated:</b>	Yes
<b>Category:</b>	Quality Assurance

[View help page](#)

### Contents

1 Description .....	3
2 Usage / Features .....	3
3 Technical information .....	3
3.1 Configuration .....	3
3.2 Rights (permissions) .....	3
3.3 Requirements .....	3
4 User manual .....	3
5 Try free our BlueSpice .....	3

## Description

---

**Expiry** marks after a certain period of time a chosen article as "obsolete". The article can be updated by editing or by confirming that the article is still up-to-date.

Expiry is the ideal basis for an archiving system. Outdated articles can be moved to an archive after being queried.

## Usage / Features

---

- An author can add an expiration date to an article.
- The expiry date can automatically be postponed to the future for a specific period of time.
- Several authors: There can only be one expiration date. The user who originally entered the expiration date will be informed of the change.
- There is no limit to the number of expiration dates with respect to users.

## Technical information

---

### Configuration

---

This extension offers no configurations.

### Rights (permissions)

---

This extension does not require any special rights.

### Requirements

---

Expiry requires BlueSpiceFoundation.

### User manual

---

For detailed description and usage, visit our user manual.

### Try free our BlueSpice

---

BlueSpice Demo.

GPL v3 only

Redirect to:

- GPL v3

Manual:Extension/BlueSpiceExpiry

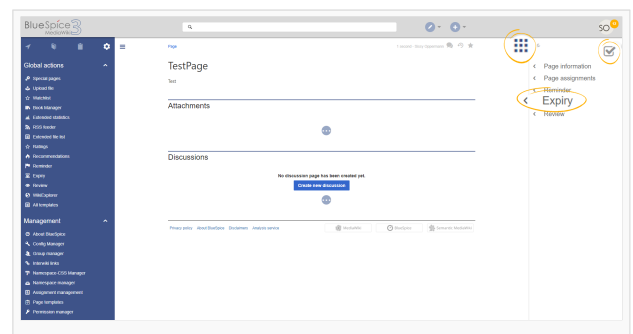
## Contents

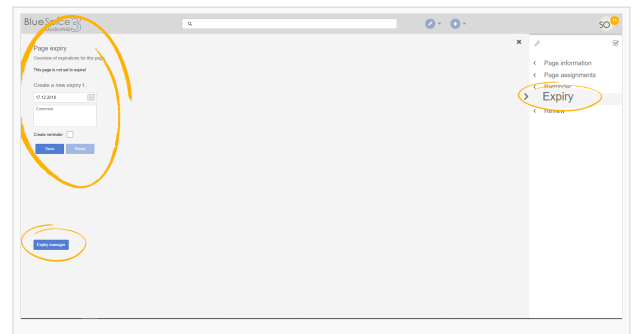
1 What is BlueSpiceExpiry? .....	4
2 Using BlueSpiceExpiry .....	5
2.1 Expiration overview .....	5
3 Configuration .....	6
4 Related info .....	6

What is BlueSpiceExpiry?

**Expiry** marks after a certain period of time a chosen article as "obsolete". The article can be updated by editing or by confirming that the article is still up-to-date.

Expiry is the ideal basis for an archiving system. Outdated articles can be moved to an archive after being queried.





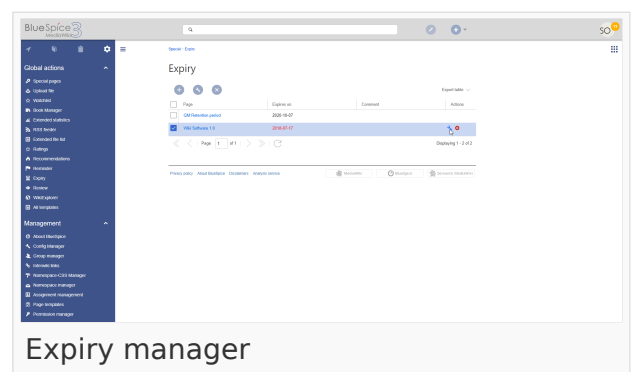
## Using BlueSpiceExpiry

Expiry can be set on any content page of the wiki. Expiry for a page can be set from the right navigation, "Quality management" tab. After clicking on "Expiry", a flyout with expiry information will open.

If the expiry was already set on the page, information about when the page will expire, or whether it is already expired will be displayed in the flyout. In this case user can remove the expiration from the page by clicking on "Unexpire the page".

In case there was no expiration previously set on the page, a form for setting expiration will be shown. Here, user can select the date page expires on, enter a short comment and select whether a reminder for this page should be created (for more about reminders read BlueSpiceReminder). After saving the expiry, page will be reloaded and updated information will be displayed.

## Expiration overview



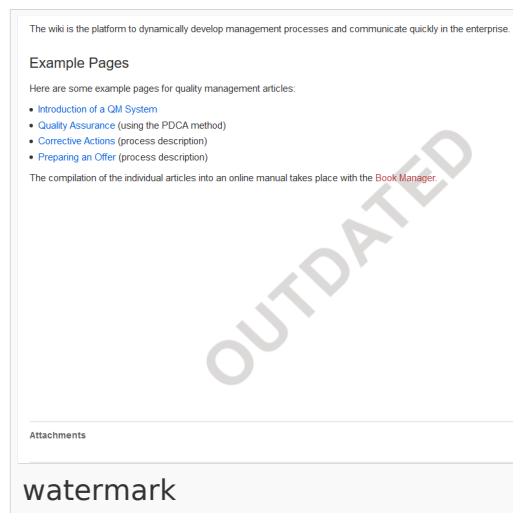
Wiki admins can see all of the pages set to expire, along with expiry information for those pages on Special:Expiry page. This page can be accessed from the Expiry flyout described above, by clicking on Expiry manager at the bottom of the flyout. All expirations can be deleted or edited from the page.

## Configuration

---

In the Config manager, you can change the following settings:

- **Show watermark for expired pages in PDF:** Shows the watermark for expired pages in PDFs.
- **Show watermark for expired pages in print version:** Shows the watermark for expired pages when a page is printed.
- **Show watermark for expired pages:** Shows a watermark on the page itself.



## Related info

---

- [Reference:BlueSpiceExpiry](#)

Reference:BlueSpiceFoundation

---

## BlueSpiceFoundation

Makes MediaWiki enterprise ready

<b>Status:</b>	stable
<b>Developer:</b>	HalloWelt
<b>Extension type:</b>	BlueSpice
<b>Edition:</b>	BlueSpice free
<b>Dependencies:</b>	BlueSpice
<b>License:</b>	GPL v3 only
<b>Activated:</b>	Yes
<b>Category:</b>	Infrastructure



### NOTE

This page is currently under construction and will be finished shortly.

In the meantime, if you need help or information about this extension, please contact our support at [support@hallowelt.com](mailto:support@hallowelt.com).

Manual:Extension/Expiry

---

Redirect to:

- Manual:Extension/BlueSpiceExpiry