

## Contents

1. PasteImage .....	2
2. Manual:Extension/BlueSpicePrivacy .....	7
3. Reference:BlueSpicePrivacy .....	13
4. User:Margit.link-rodrigue .....	18

# PasteImage

[Browse history interactively](#)

[VisualWikitext](#)

**Revision as of 11:18, 21 January 2022 (view source)**

[Margit Link-Rodrigue \(talk | contribs\)](#)

No edit summary

[← Older edit](#)

**Revision as of 13:41, 2 February 2022 (view source)**

[Margit Link-Rodrigue \(talk | contribs\)](#)

No edit summary

Tag: [Visual edit](#)

[Newer edit →](#)

**Line 3:**

""BlueSpicePrivacy"" is an extension that enables users to control the way their data is collected and used by the wiki. Users interact with this extension through the Privacy center page, which is accessible by clicking "Privacy center" in the user menu.

==Cookie consent==

**Line 70:**

After submitting the request, a user sees a R"equest pending" notice in the Privacy center. If the request is denied, the user is notified with a comment from the wiki administrator. If the user's request is approved, the user also receives a notification.

==Reviewing user requests==

[[File:Manual:PrivacyAdmin1a.png|link=link=Special:FilePath/PrivacyAdmin1a.png|alt=|center|thumb|375x375px|Privacy admin]]

Wiki admins (users with "admin" role) can access the "Privacy Admin" page located in "Global actions > Management" or by navigating to `Special:PrivacyAdmin`.

This pages lists the submitted requests. Administrators can review and approve or deny them.

In addition, administrators can see the status of the "Privacy policy consent" for every user on the wiki on this page.

{{Box Links-en |Topic1=[[Reference:BlueSpicePrivacy]]}}

**Line 3:**

""BlueSpicePrivacy"" is an extension that enables users to control the way their data is collected and used by the wiki. Users interact with this extension through the Privacy center page, which is accessible by clicking "Privacy center" in the user menu.

==Accepting the terms of use==

**When a user wants to log into the wiki for the first time, the terms and conditions and the privacy policy must be accepted during the login process. If one of these pages does not yet exist, the associated link is displayed in red as a so-called red link. An administrator can create the page directly via this link.**

==Cookie consent==

**Line 73:**

After submitting the request, a user sees a R"equest pending" notice in the Privacy center. If the request is denied, the user is notified with a comment from the wiki administrator. If the user's request is approved, the user also receives a notification.

{{Box Links-en |Topic1=[[Reference:BlueSpicePrivacy]]}}

## Revision as of 13:41, 2 February 2022

---

**BlueSpicePrivacy** is an extension that enables users to control the way their data is collected and used by the wiki. Users interact with this extension through the Privacy center page, which is accessible by clicking *Privacy center* in the user menu.

### Contents

1	Accepting the terms of use .....
2	Cookie consent .....
3	Privacy Center .....
3.1	Anonymization .....
3.2	Delete your account .....
3.3	Transparency .....
3.4	Privacy policy consent .....
4	Requesting actions .....
5	Related info .....

## Accepting the terms of use

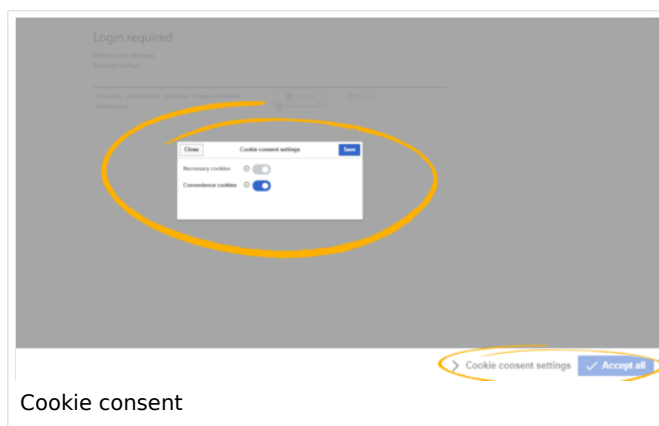
---

When a user wants to log into the wiki for the first time, the terms and conditions and the privacy policy must be accepted during the login process. If one of these pages does not yet exist, the associated link is displayed in red as a so-called red link. An administrator can create the page directly via this link.

## Cookie consent

---

Users are presented with a prompt to accept the cookies that the wiki collects. This prompt appears when a user visits the wiki for the first time or after deleting the browser cookies.



Here, users have the option to accept all cookies or to manage each group of cookies separately. This is done by opening *Cookie consent settings* and then using the toggle-switches in the prompt. There are different types of cookies, based on the function they perform:

- **Necessary cookies:** Cookies that are needed for the user to be able to use the wiki (cookies for keeping session information, user ID data, and so on).
- **Convenience cookies:** Cookies that provide a more comfortable wiki experience (saving the state of components of the interface, some user preferences, and more)
- **Matomo** (visible only if the [necessary plugin](#) is installed and activated): Cookies that are used for site analytics.

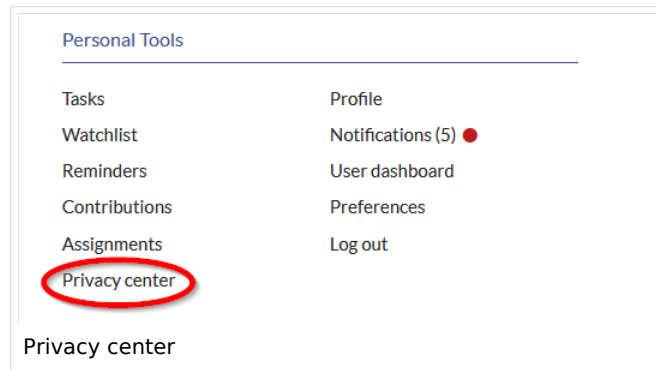
By default, accepting at least the necessary cookies is mandatory before using the wiki for the first time.

Cookie settings can be changed afterwards at any point by clicking on "Change cookie consent" in the wiki footer links or on the page `Special:PrivacyCenter`.

## Privacy Center

---

The privacy center is the hub for a user's privacy settings. It is located in the profile menu (by clicking on user image in the top right corner) or by navigating directly to the page `Special:PrivacyCenter`.



This special page consists of a number of "modules". Each module performs a privacy-related function.

## Anonymization

In this section, users can anonymize their account on the wiki. This means that users can change their username on the wiki. The new username appears wherever the username is used, including comments, page histories and logs. All traces of previous user information including profile information and profile data is removed or renamed.

To anonymize their account, users pick the new username (a random anonymized username is offered by default) and click "Anonymize my account". After confirmation, the process of anonymization starts, and the user receives a notification upon completion. **Template:Box Note**

## Delete your account

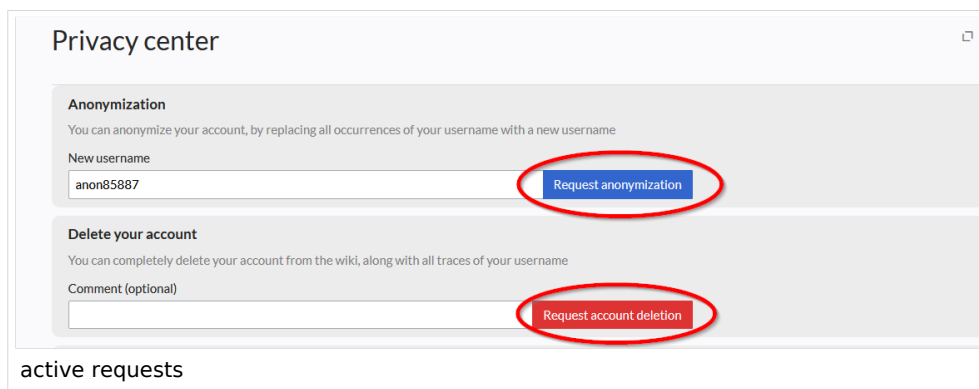
Users can delete all traces of their account from the wiki by clicking the "Delete your account" button. After confirmation, the user account is deleted. In case there is an error in the process, users will be notified of the failed deletion process.

By deleting their account, users will remove all references to their user account anywhere on the wiki. All of the user's contributions are then attributed to "Deleted user", which will appear instead of the original username.



## Requesting actions

---



The screenshot shows the 'Privacy center' interface. It has two main sections: 'Anonymization' and 'Delete your account'. In the 'Anonymization' section, there is a text input field for 'New username' containing 'anon85887' and a blue button labeled 'Request anonymization'. In the 'Delete your account' section, there is a text input field for 'Comment (optional)' and a red button labeled 'Request account deletion'. Both buttons are circled in red. Below the form, the text 'active requests' is visible.

The wiki can be configured so that users are not allowed to directly execute certain privacy-related actions. They need to request that operation first.

Requesting actions applies to:

- Anonymization
- Delete your account

Requests can be enabled for the wiki by setting `$bsgPrivacyEnableRequests = true;` in `LocalSettings.php`

Once enabled, users will be presented with a request form in the affected sections. In this form, users can click *Request anonymization* and *Request account deletion* respectively. For account deletion, users can enter an optional comment explaining the reason for the request.

All submitted requests are sent to wiki admins for review.

After submitting the request, a user sees a *Request pending* notice in the Privacy center. If the request is denied, the user is notified with a comment from the wiki administrator. If the user's request is approved, the user also receives a notification.

### Related info

- [Reference:BlueSpicePrivacy](#)

## Manual:Extension/BlueSpicePrivacy: Difference between revisions

**Latest revision as of 13:23, 23 July 2024 (view source)**

[Margit Link-Rodrigue](#) ([talk](#) | [contribs](#))

No edit summary

Tag: [Visual edit](#)

(No difference)

---



## Latest revision as of 13:23, 23 July 2024

---

**BlueSpicePrivacy** is an extension that enables users to control the way their data is collected and used by the wiki. Users interact with this extension through the Privacy center page, which is accessible by clicking *Privacy center* in the user menu.

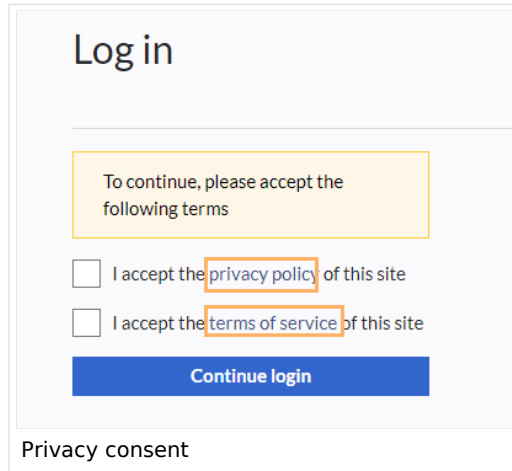
### Contents

1	Accepting the terms of use .....
2	Cookie consent .....
3	Privacy Center .....
3.1	Anonymization .....
3.2	Delete your account .....
3.3	Transparency / Export your data .....
3.4	Privacy policy consent .....
4	Requesting actions .....

## Accepting the terms of use

---

When a user wants to log into the wiki for the first time, the terms and conditions and the privacy policy must be accepted during the login process.



Log in

To continue, please accept the following terms

I accept the **privacy policy** of this site

I accept the **terms of service** of this site

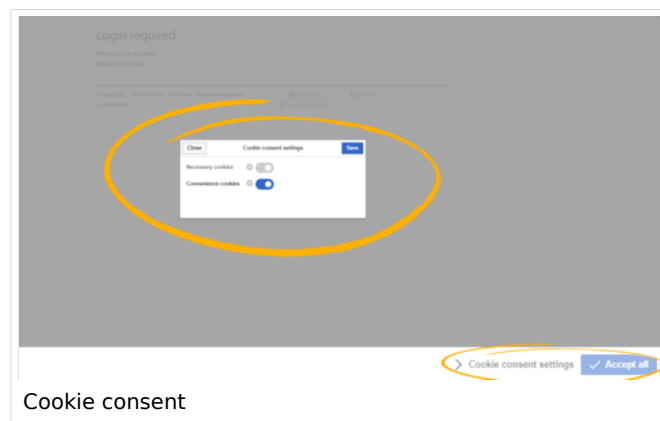
Continue login

Privacy consent

## Cookie consent

---

Users are presented with a prompt to accept the cookies that the wiki collects. This prompt appears when a user visits the wiki for the first time or after deleting the browser cookies.



Here, users have the option to accept all cookies or to manage each group of cookies separately. This is done by opening *Cookie consent settings* and then using the toggle-switches in the prompt. There are different types of cookies, based on the function they perform:

- **Necessary cookies:** Cookies that are needed for the user to be able to use the wiki (cookies for keeping session information, user ID data, and so on).
- **Convenience cookies:** Cookies that provide a more comfortable wiki experience (saving the state of components of the interface, some user preferences, and more)
- **Matomo** (visible only if the [necessary plugin](#) is installed and activated): Cookies that are used for site analytics.

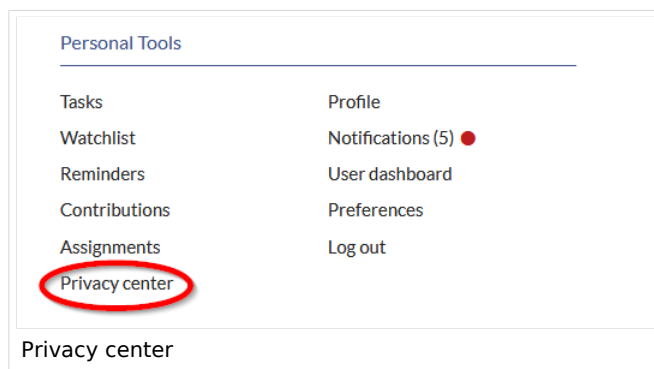
By default, accepting at least the necessary cookies is mandatory before using the wiki for the first time.

Cookie settings can be changed afterwards at any point by clicking on "Change cookie consent" in the wiki footer links or on the page `Special:PrivacyCenter`.

## Privacy Center

---

The privacy center is the hub for a user's privacy settings. It is located in the profile menu (by clicking on user image in the top right corner) or by navigating directly to the page `Special:PrivacyCenter`.



This special page consists of a number of "modules". Each module performs a privacy-related function.

## Anonymization

In this section, users can anonymize their account on the wiki. This means that users can change their username on the wiki. The new username appears wherever the username is used, including comments, page histories and logs. All traces of previous user information including profile information and profile data is removed or renamed.

To anonymize their account, users pick the new username (a random anonymized username is offered by default) and click "Anonymize my account". After confirmation, the process of anonymization starts, and the user receives a notification upon completion.

**Important!** Changes made in the Privacy center, for example anonymization, can take up to 24 hours to be effective (until the cache expires).

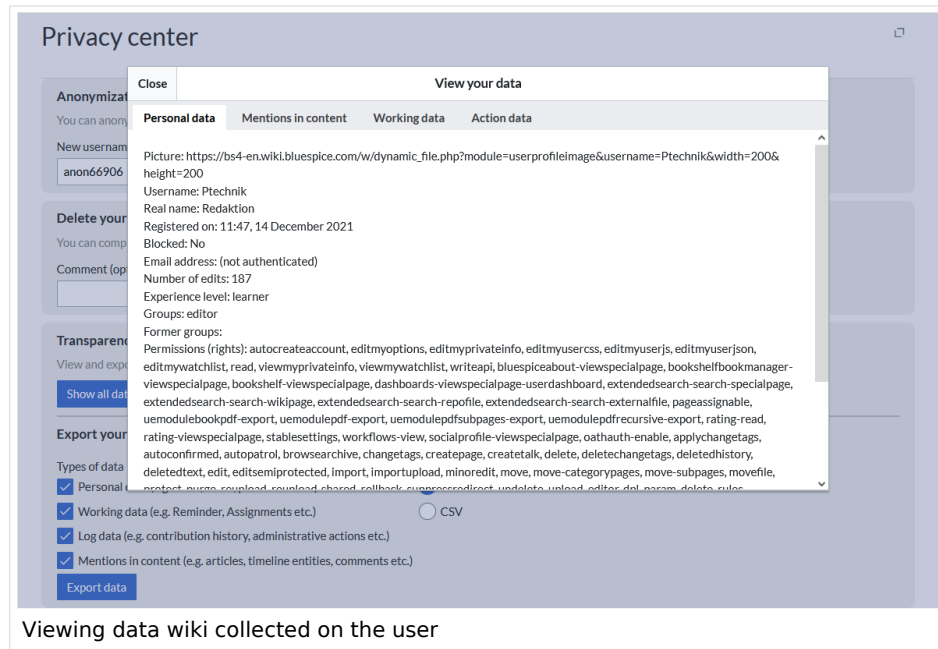
## Delete your account

You can delete all traces of your account from the wiki by clicking the "Delete your account" button. After confirmation, the user account is deleted. In case there is an error in the process, users will be notified of the failed deletion process.

By deleting their account, users will remove all references to their user account anywhere on the wiki. All of the user's contributions are then attributed to "Deleted user", which will appear instead of the original username. The wiki is usually set to require an administrator to delete a user account upon request. The delete-button will show "Request account deletion" accordingly.

## Transparency / Export your data

To view the data the wiki has stored about you in its logs and settings, you can click on the button *Show all data*. This opens a dialog containing all of the user's data.



Viewing data wiki collected on the user

Users can print out this same information in html or csv formats. The following information is collected:

- **Personal data:** Profile image, username, real name, registered on, blocked, email address, number of edits, experience level, groups, former groups, permissions
- **Mentions in content:** signatures, blog entries, comments, links to the user page
- **Working data:** search terms, page assignments, pages read, read confirmations, reminders, page approvals and other data that was logged by extensions
- **Action data:** administrative actions, changes of settings, file uploads, page actions (move, delete,....)

To export the data, the user selects the groups to export and the export format (HTML or CSV). After clicking *Export data*, the file is saved to the user's local download location.

## Privacy policy consent

In this section, users can change their consent to the wiki's privacy policy. Further options may appear based on a specific wiki configuration. Users can also change their cookies consent (as described above).

## Requesting actions

---

Privacy center

**Anonymization**

You can anonymize your account, by replacing all occurrences of your username with a new username

New username

**Delete your account**

You can completely delete your account from the wiki, along with all traces of your username

Comment (optional)

active requests

The wiki can be configured so that users are not allowed to directly execute certain privacy-related actions. They need to request that operation first.

Requesting actions applies to:

- Anonymization
- Delete your account

Requests can be enabled for the wiki by setting `$bsgPrivacyEnableRequests = true;` in `LocalSettings.php`

Once enabled, users will be presented with a request form in the affected sections. In this form, users can click *Request anonymization* and *Request account deletion* respectively. For account deletion, users can enter an optional comment explaining the reason for the request.

All submitted requests are sent to wiki admins for review.

After submitting the request, a user sees a *Request pending* notice in the Privacy center. If the request is denied, the user is notified with a comment from the wiki administrator. If the user's request is approved, the user also receives a notification.

→ [Technical Reference: BlueSpicePrivacy](#)

## Reference:BlueSpicePrivacy: Difference between revisions

**Latest revision as of 11:50, 7 June 2024** ([view source](#))

[Margit Link-Rodrigue](#) ([talk](#) | [contribs](#))

m (Text replacement - "BlueSpice Cloud" to "BlueSpice cloud")

(No difference)

---

Latest revision as of 11:50, 7 June 2024

---

## Extension: BlueSpicePrivacy

[↪ all extensions](#)

Overview			
<b>Description:</b>	Management page for user privacy settings		
<b>State:</b>	stable	<b>Dependency:</b>	BlueSpice
<b>Developer:</b>	HalloWelt	<b>License:</b>	<a href="#">GPL-3.0-only</a>
<b>Type:</b>	BlueSpice	<b>Category:</b>	Security
<b>Edition:</b>	BlueSpice pro, BlueSpice farm, BlueSpice cloud	<b>Version:</b>	4.1+

[? View user help page](#)

## Features

---

**Note:** This extension is no longer bundled with BlueSpice free starting v. 4.2.

The extension **Privacy** allows users to maintain their privacy and enables site maintainers to comply with the GDPR.

Users can:

- Request anonymization: The requests are directed to a site administrator for approval. If approved, the user is anonymized by the system.
- Request removal: The requests are directed to a site administrator for approval. If approved, the user is deleted from the system with all their data.
- Retrieve all data stored about them in the system.
- Give and revoke consent to the privacy policy.

It allows site administrators to:

- Manage anonymisation and deletion requests.
- Get an overview of the privacy policy and cookie consent of all users.

## User for automated tests

For the special test user `NoConsentWikiSysop`, the privacy consent requirement is bypassed, allowing automated test access to the wiki.

## Technical Information

This information applies to BlueSpice 4. Technical details for BlueSpice cloud can differ in some cases.

### Requirements

MediaWiki: 1.39.0  
BlueSpiceFoundation: 4.3

### Integrates into

- BlueSpicePrivacy
- Notifications

### Special pages

- PrivacyAdmin
- PrivacyCenter
- PrivacyConsent
- PrivacyPages

### Permissions

Name	Description	Role
bs-privacy-admin	Execute Privacy administrative action	admin, accountmanager

### Configuration

Name	Value
PrivacyConsentTypes	array ( 'privacy-policy' => 'bs-privacy-prefs-consent-privacy-policy', 'terms-of-service' => 'bs-privacy-prefs-consent-tos', )
PrivacyCookieAcceptMandatory	true

Name	Value
PrivacyCookieConsentProvider	'native-mw'
PrivacyDeleteUsername	'DeletedUser'
PrivacyEnableRequests	true
PrivacyPrivacyPolicyLink	"
PrivacyPrivacyPolicyMandatory	false
PrivacyPrivacyPolicyOnLogin	true
PrivacyRequestDeadline	30
PrivacyTermsOfServiceLink	"

## API Modules

- [bs-privacy](#)
- [bs-privacy-get-all-consents](#)
- [bs-privacy-get-requests](#)

## Hooks

- [BeforePageDisplay](#)
- [GetPreferences](#)
- [LoadExtensionSchemaUpdates](#)
- [MWStakeCommonUIRegisterSkinSlotComponents](#)
- [OutputPageParserOutput](#)
- [SkinTemplateNavigation::Universal](#)
- [SpecialPageBeforeExecute](#)
- [TitleReadWhitelist](#)
- [WebResponseSetCookie](#)

## Cookie settings overview

COOKIE NAME	DESCRIPTION	TYPE
<b>MediaWiki</b>		
\$wgCookiePrefixBlockID	This is usually the block ID concatenated with an HMAC in order to avoid spoofing (T152951), but if wgSecretKey is not set will just be the block ID.	necessary, if block exists



COOKIE NAME	DESCRIPTION	TYPE
\$wgCookiePrefixUseDC	A cookie to tell all CDN edge nodes to "stick" the user to the DC that handles this POST request (e.g. the "master" data center).	necessary, if in use
\$wgCookiePrefixUseCDNCache	Have the user briefly bypass CDN so ChronologyProtector works for cacheable URLs.	comfort
\$wgCookiePrefixUserID	ID of the logged in user ( only for logged in users )	necessary
\$wgCookiePrefixUserName	Username of logged in user ( only for logged in users )	necessary
\$wgCookiePrefix_session	Session ID for the current session	necessary
\$wgCookiePrefixmwuser-sessionId	Client-side session ID	necessary
\$wgCookiePrefixforceHTTPS	Force HTTPS for logins	necessary
\$wgCookiePrefixLoggedOut	Force HTTPS for logins	comfort
\$wgCookiePrefixnotificationFlag	Used for Echo notifications	comfort
<b>BlueSpice</b>		
\$wgCookiePrefix_MWCookieConsent	State of the user's cookie consent	necessary
\$wgCookiePrefixVEE	Visual editor - user preference - VisualMode or wikitext	comfort
\$wgCookiePrefixBlueSpiceDiscovery	State of various stateful components in the skin	comfort

## Accessibility

<b>Test status:</b>	2-testing complete
<b>Checked for:</b>	Web, Authoring tool
<b>Last test date:</b>	2022-08-08
<b>WCAG level:</b>	AA
<b>WCAG support:</b>	partially supports (workaround: no)

<b>Comments:</b>	<ul style="list-style-type: none"> <li>Login step: checkboxes to confirm privacy policies do not receive initial focus. <a href="#">erm: 29401</a></li> </ul> <p>Special:Privacy_Center page: check icons are not labelled <a href="#">erm: 31373</a></p>
<b>Extension type:</b>	core
<b>Extension focus:</b>	reader

## User:Margit.link-rodrique: Difference between revisions

**Latest revision as of 13:43, 18 January 2023** ([view source](#))

[Margit Link-Rodrigue](#) ([talk](#) | [contribs](#))

No edit summary

[Tag](#): 2017 source edit

(No difference)

---

**Latest revision as of 13:43, 18 January 2023**

---