


## Integrating the form edit mode

With the page *Special:CreateCategory*, we now connect the category *Customer data* with the form *Customer data*.

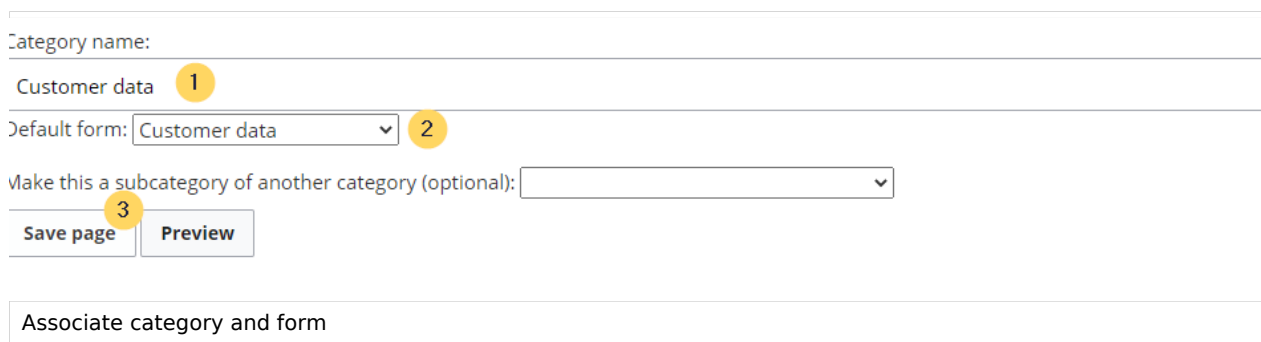
This adds a **form edit link** to all pages that use the **template** *Customer data*. Additionally, it makes it possible to list pages that include customer data throughout the wiki.

## Activating the form edit mode

1. Switch again to the page *Special:Special pages*. In the section *Page Forms*, click the link *Create a category*.



2. Enter the category name you chose in step "Create template". In our case, this is the category *Customer data* (1). Select the form *Customer data* (2). Click *Save page* (3).



The screenshot shows the 'Associate category and form' form. It has a 'Category name:' label and a text input field containing 'Customer data' with a yellow circle '1' next to it. Below that is a 'Default form:' label and a dropdown menu set to 'Customer data' with a yellow circle '2' next to it. There is also a 'Make this a subcategory of another category (optional):' label and a dropdown menu. At the bottom, there are two buttons: 'Save page' with a yellow circle '3' next to it, and 'Preview'. Below the buttons is a text input field containing 'Associate category and form'.

The category page *Customer data* is now associated with the form *Customer data*.

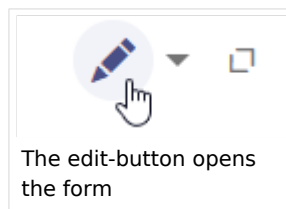
<b>Location</b>	Regensburg
<b>Contact</b>	Jane Doe
<b>First contact</b>	2020/12/21

Hallo Welt! was founded to make the technology and concept of Wikipedia applicable for professional usage.

Since 2007 Hallo Welt! builds collaborative platforms of knowledge for organisations – especially solutions for knowledge management, online documentation and quality management.

Category that is associated with a form

The *Customer data* category page is now linked to the *Customer data* form. As a result of this link, the edit button opens the form on the customer pages.



**Note:** If you do not want to use a category to make the "form edit" option available on a page, you can also associate the form with a namespace or simply add the form reference directly to the template. For more information see [the instructions on mediawiki.org](https://www.mediawiki.org/wiki/Manual:Form_edit_mode)

## Related info

- [Styling the template](#)
- [Query the collected data](#)
- [Naming conventions for semantic elements](#)
- [Video tutorials for Semantic MediaWiki](#)