

Manual:Extension/FlaggedRevs



FlaggedRevs is available up to BlueSpice 4.2.

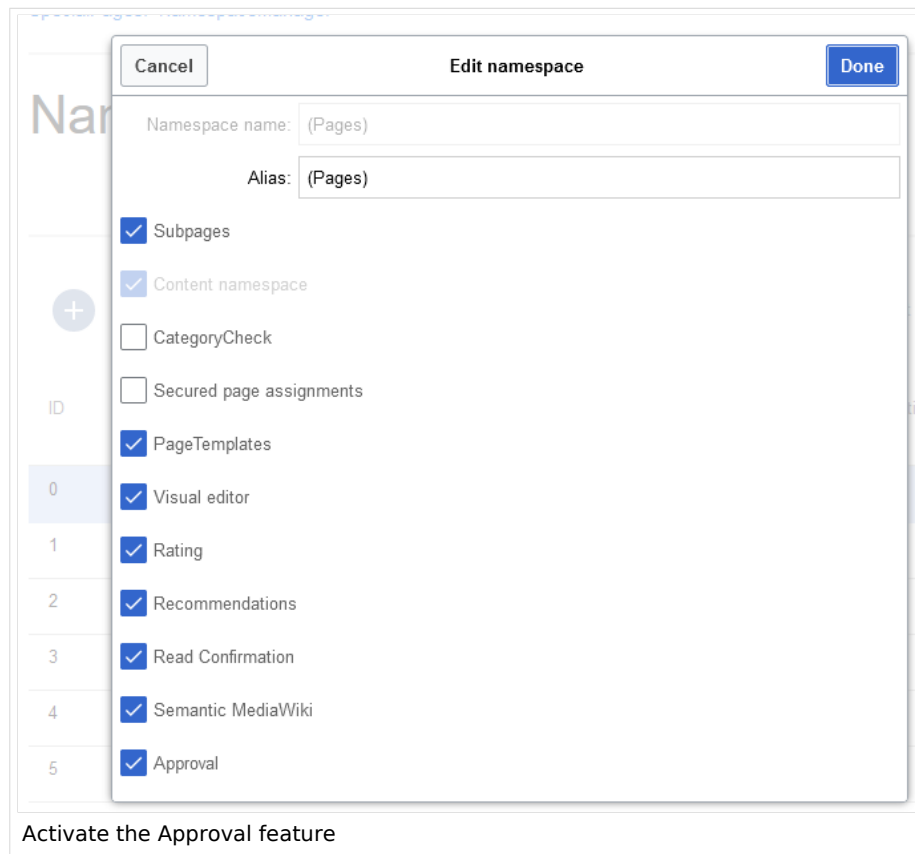
FlaggedRevs is a MediaWiki extension that activates an approval mechanism. New versions of a page are initially marked as drafts and remain so until a user with *review* rights approves the page.

Contents

1	Activating the acceptance feature	2
1.1	Existing pages	2
1.2	New pages	3
2	Accepting a page	3
3	Setting read permissions for drafts	4
4	Changes to embedded templates and files	6
4.1	Ignoring changes to embedded resources	6
5	Effects on Semantic MediaWiki properties	7
6	Quality management overview	7
7	Related info	8

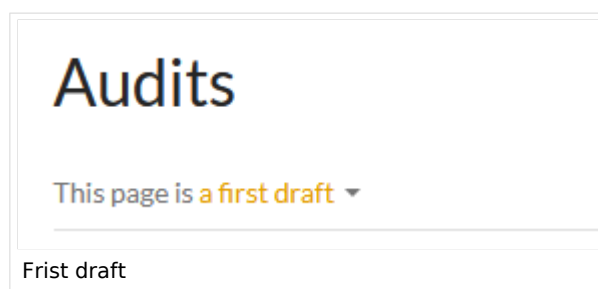
Activating the acceptance feature

Activating the acceptance feature is done on the namespace level. A user with admin permissions activates the feature in *Global actions > Management > Namespace manager* for individual namespaces. The dialog window opens after clicking the edit icon (wrench) in the *Actions* column. Select *Approval* and click *Done*.



Existing pages

After activating *Approvals* for a namespace, all pages in the namespace are set into *first draft* mode.



Each page in the namespace now displays the acceptance status in the title area.

The display of the acceptance status can be moved after the page content in the [Config manager](#).

New pages

When a new page is created and first saved, it will automatically be visible to all users. Subsequent page edits will be collected in the draft version of the page. If a page is edited and saved multiple times while in draft mode, each edit gets logged in the version history:



The screenshot shows a list of draft revisions for the page 'WikiSysop'. The revisions are listed in a table-like format with columns for edit links, timestamp, user, and edit summary. The first two revisions are highlighted with orange borders and marked as 'pending review'. The third revision is not highlighted and is marked as '2017 source edit'. Below the list is a button labeled 'Compare selected revisions'.

• (cur prev) ● 14:04, 4 November 2019	WikiSysop (talk contribs block) . . (1,332 bytes) (+486) . . (Tag: Visual edit) [pending review]
• (cur prev) ● 14:03, 4 November 2019	WikiSysop (talk contribs block) . . (846 bytes) (+213) . . (Tag: Visual edit) [pending review]
• (cur prev) ○ 13:36, 4 November 2019	WikiSysop (talk contribs block) m . . (633 bytes) (+38) . . (Tag: 2017 source edit)

[Reviewed: 13:57, 4 November 2019 | WikiSysop | Everything looks correct.]

• (cur prev) ○ 12:45, 4 November 2019	WikiSysop (talk contribs block) . . (595 bytes) (+595) . . (Created page with "FlaggedRevs is an extension to the MediaWiki software that allows a wiki to monitor the changes that are made to pag..." (Tag: Visual edit)
---	--

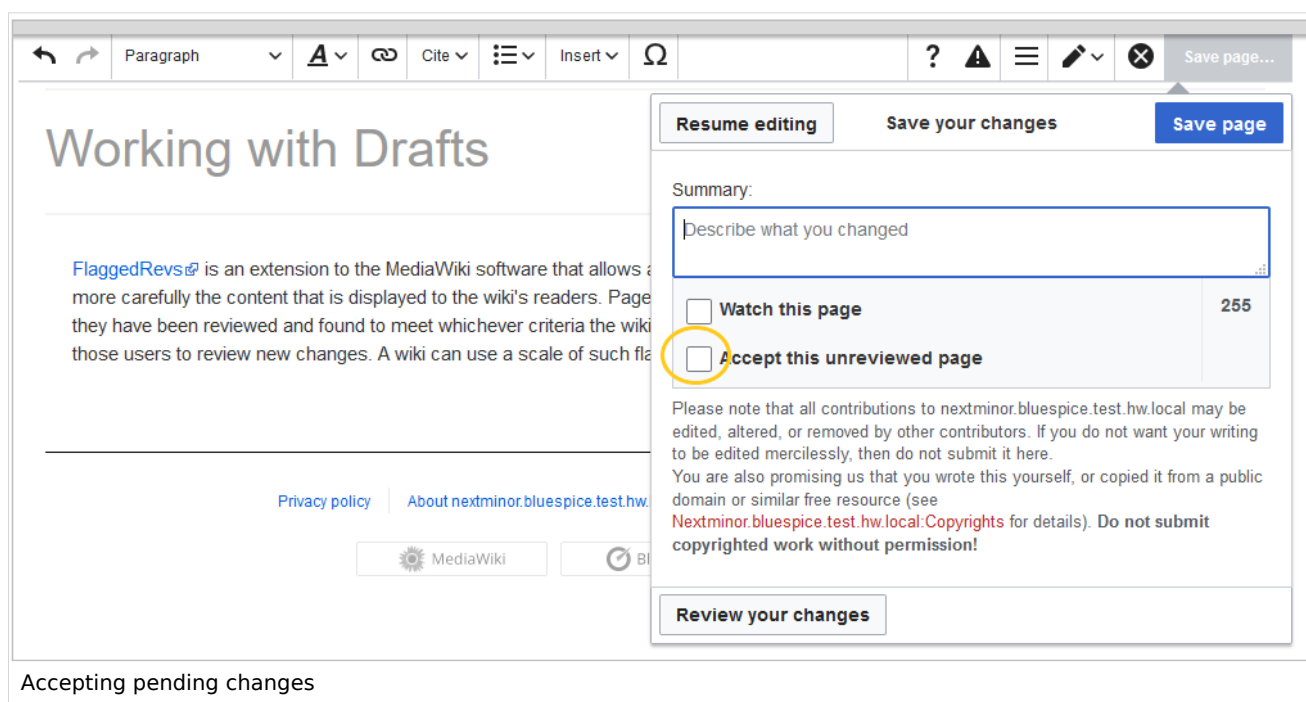
Compare selected revisions

Draft revisions

The revisions in draft status have a dotted border and are highlighted in orange. In addition, they are marked as *pending review*. These revisions can be compared before the pending changes of the page are accepted.

Accepting a page

Users with *review* rights can accept a draft page any time they save a page (*Accept this unreviewed page*):



The screenshot shows the 'Working with Drafts' page. The main content area displays the text 'FlaggedRevs is an extension to the MediaWiki software that allows a wiki to monitor the changes that are made to the content that is displayed to the wiki's readers. Page edits that have been reviewed and found to meet whichever criteria the wiki has set will be visible to those users to review new changes. A wiki can use a scale of such flags to control which users have the right to review new changes.' Below the text are links for 'Privacy policy' and 'About nextminor.bluespice.test.hw.local'. At the bottom of the page are buttons for 'MediaWiki' and 'BlueSpice'. On the right side, there is a sidebar with the following options: 'Resume editing', 'Save your changes', and 'Save page'. Below these is a 'Summary:' section with a text input field 'Describe what you changed'. Below the input field are two checkboxes: 'Watch this page' and 'Accept this unreviewed page'. The 'Accept this unreviewed page' checkbox is highlighted with a yellow circle. Below the checkboxes is a text block: 'Please note that all contributions to nextminor.bluespice.test.hw.local may be edited, altered, or removed by other contributors. If you do not want your writing to be edited mercilessly, then do not submit it here. You are also promising us that you wrote this yourself, or copied it from a public domain or similar free resource (see Nextminor.bluespice.test.hw.local:Copyrights for details). Do not submit copyrighted work without permission!'. At the bottom of the sidebar is a button labeled 'Review your changes'.

Working with Drafts

FlaggedRevs is an extension to the MediaWiki software that allows a wiki to monitor the changes that are made to the content that is displayed to the wiki's readers. Page edits that have been reviewed and found to meet whichever criteria the wiki has set will be visible to those users to review new changes. A wiki can use a scale of such flags to control which users have the right to review new changes.

Privacy policy | About nextminor.bluespice.test.hw.local

MediaWiki | BlueSpice

Resume editing | Save your changes | Save page

Summary:

Describe what you changed

☐ Watch this page

☒ Accept this unreviewed page

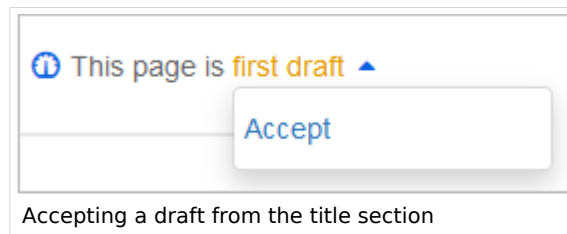
Please note that all contributions to nextminor.bluespice.test.hw.local may be edited, altered, or removed by other contributors. If you do not want your writing to be edited mercilessly, then do not submit it here. You are also promising us that you wrote this yourself, or copied it from a public domain or similar free resource (see Nextminor.bluespice.test.hw.local:Copyrights for details). Do not submit copyrighted work without permission!

Review your changes

Accepting pending changes

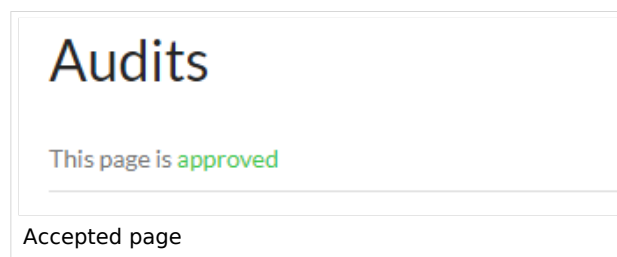
If the page is not accepted at this point, it can be accepted independently from the editing process.

A user with *review* rights can accept the page quickly with the review feature in the title section of the page. The draft message will display an arrow which includes the *accept* function:



When accepting the page, the reviewer can leave a comment. This comment will then be shown in the version history of the page.

The page status now shows the page version as accepted.



Setting read permissions for drafts

By default, all users can see the drafts of a page, even readers.

To hide drafts from readers, the group *user* has to be removed from the configuration. An administrator deletes the group user from "Show unstable pages for the following groups" in *Global actions > Management > Config manager*.

Config Manager

Feature ▼ | |

<input type="checkbox"/> Export	BlueSpiceChecklist	<input checked="" type="checkbox"/> Mark checklist changes as minor edit
<input type="checkbox"/> Skinning		
<input type="checkbox"/> System	BlueSpiceExpiry	<input checked="" type="checkbox"/> Show watermark for expired pages
<input type="checkbox"/> Searching and Navigation		
<input type="checkbox"/> Data analysis		
<input type="checkbox"/> Personalization		
<input type="checkbox"/> Book	BlueSpiceFlaggedRevsConnector	<input checked="" type="checkbox"/> Automatically set the page to stable, when the workflow was finished successfully
<input type="checkbox"/> Content structuring		<input checked="" type="checkbox"/> Automatically delete the workflow, when a page was marked as stable
<input checked="" type="checkbox"/> Quality assurance		Show unstable pages for following groups
<input type="checkbox"/> Administration		<input type="text" value="user X"/>
<input type="checkbox"/> Editor		


Warning! If the group *user* is removed from the *BlueSpiceFlaggedRevs* configuration, users in this group will not be able to see draft versions when they are added as reviewers in a review process.

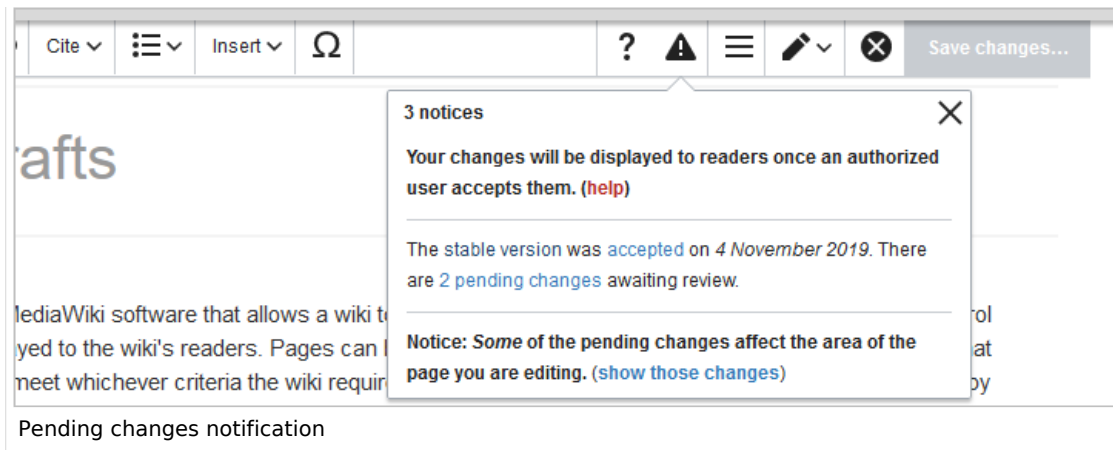
When the group *user* is removed, only *sysop* and *reviewer* users can access drafts. If you want other groups, for example *editor*, to see draft versions, you need to add them to the configuration and save it:

The two checkboxes *Automatically set the page to stable...* (checkbox is available until version 3.1.) and *Automatically delete the workflow...* determine what happens at the end of a workflow, if there is an active [Review](#) for a page. A page can be set to accepted status by a workflow and the workflow can be deleted after the page is marked as stable.

Note: If no user groups are specified in the configuration field, not even reviewers and sysops users will see a visual status indication of a page. They will have access to drafts through the revision history of a page instead.

Anyone with edit permissions will receive a notification that there are pending changes for the page when they access the page in edit mode:





Changes to embedded templates and files

If a page uses templates or contains other files such as images and embedded PDFs and these files have been modified since the page was approved, those changes must also be approved. The wiki can be set up in two different ways to achieve this approval:

- 1. The embedded resource is located in a namespace without approval feature** If the embedded resource is in a namespace without its own approval function, the resource version at the time of the page approval is displayed. The draft version of the page shows the most recent version of the embedded resource. To approve the resource change, the page itself must be approved again. The approval has to be done on all pages that have this resource embedded.
[Information about automatic mass approval via server script.](#)
- 2. The embedded resource is located in a namespace with approval feature:** The pages that include the changed resource do not give any indication that the resource has been changed. Which version of the included resource is displayed depends on the configuration of the wiki:

Setting	Description
Stable versions FR_INCLUDES_STABLE (default)	Always shows the approved (stable) version of a resource, even if it was approved after the page that includes the resource was approved (this works only if the resource is located in a namespace with active approval feature).
Current versions FR_INCLUDES_CURRENT	Always shows the latest version of the included resource (as if approvals was not activated in the resource namespace).

Ignoring changes to embedded resources

If the *Current versions* option is selected under "Include handling" in the config manager and the resource namespaces **do not** have approvals activated, changes to these resources are ignored on the approved pages. This should be communicated to wiki users and quality managers accordingly.

BlueSpiceFlaggedRevsConnector

Show unstable pages for following groups

user

X

Include handling

Current versions

Current versions

Stable versions

Ignore changes to embedded resources

Effects on Semantic MediaWiki properties

If a namespace has SemanticMediaWiki [Semantic MediaWiki](#) activated, the following SMW queries are available depending on the approval status of the page:

Document state	Available properties
First draft	Current values
Approved	Values of the approved (stable) version
Draft	Values of the approved (stable) version (default setting)
Implicit draft ^[1]	Values of the approved (stable) version

The availability of the semantic properties is determined by the following configuration setting:

```
$bsgFlaggedRevsConnectorStabilizeSMWPropertyValues = true;
```

The value for this setting can be set to *false* in the *LocalSettings.php* of the server file system. If set to *false*, the property values of the draft version are used for semantic queries instead of the values for the stable version.

Quality management overview

The Special page *Special:Quality_management_overview* allows all users to view and filter a list of wiki pages and their review status. Pages for which a user does not have read permissions are not shown.

Quality management overview

Export table ▾

Page title	State ↑	Page categories
Manual:What is a wiki	Approved	
Manual:Create pages	Approved	organiz...
Manual:Subpage	Approved	organiz...
Setup:System requirements	Approved	
Setup:Release Notes	Approved	Setup
Setup:Download	Approved	Setup
Setup:Release History	Approved	Setup
Setup:Portal	Approved	
Manual:Getting started - Login and configuration	Approved	Manual
Manual:Using the Version History	Approved	

Special page Quality management overview

Related info

- [Quality management tools](#)
- [Reference:FlaggedRevs](#)
- [Reference:BlueSpiceFlaggedRevsConnector](#)
- [Manual:Semantic MediaWiki](#)

1. ↑ An approved page has an implicit draft, if there have been changes to embedded resources (e.g., a template or an image) since the last page approval.

➔ [Technical Reference: FlaggedRevs](#)