

Contents

1. Manual:Extension/FlaggedRevs	2
2. Manual:Extension/FlaggedRevs/Server script	10

Manual:Extension/FlaggedRevs

[Browse history interactively](#)

[VisualWikitext](#)

Revision as of 09:41, 4 May 2022 ([view source](#))

[Margit Link-Rodrigue](#) ([talk](#) | [contribs](#))

No edit summary

Tag: [Visual edit](#)

[← Older edit](#)

Revision as of 09:44, 4 May 2022 ([view source](#))

[Margit Link-Rodrigue](#) ([talk](#) | [contribs](#))

No edit summary

Tag: [Visual edit](#)

[Newer edit →](#)

Line 91:

==Quality management overview==

The Special page "Special:Quality_management_overview" allows all users to view and filter a list of wiki pages and their review status.

[[File:Manual:qm-overview.png|center|thumb|650x650px|Special page Quality management overview|link=Special:FilePath/Manual:qm-overview.png]]

Line 91:

==Quality management overview==

The Special page "Special:Quality_management_overview" allows all users to view and filter a list of wiki pages and their review status . **Pages for which a user does not have read permissions are not shown.**

[[File:Manual:qm-overview.png|center|thumb|650x650px|Special page Quality management overview|link=Special:FilePath/Manual:qm-overview.png]]

Revision as of 09:44, 4 May 2022

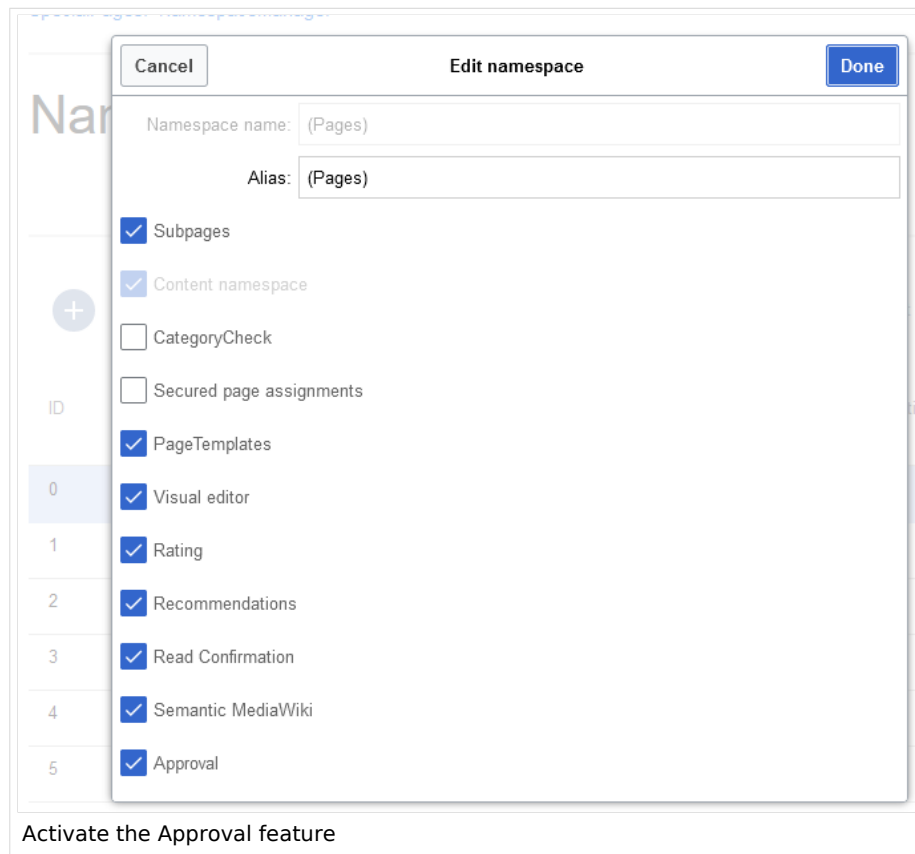
FlaggedRevs is a MediaWiki extension that activates an approval mechanism. New versions of a page are initially marked as drafts and remain so until a user with *review* rights approves the page.

Contents

1	Activating the acceptance feature	4
1.1	Existing pages	4
1.2	New pages	5
2	Accepting a page	5
3	Setting read permissions for drafts	6
4	Changes to embedded templates and files	8
5	Effects on Semantic MediaWiki properties	8
6	Quality management overview	9
7	Related info	9

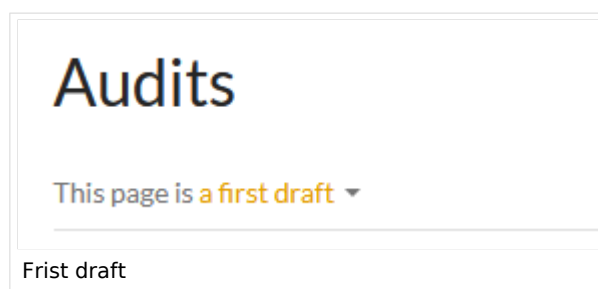
Activating the acceptance feature

Activating the acceptance feature is done on the namespace level. A user with admin permissions activates the feature in *Global actions > Management > Namespace manager* for individual namespaces. The dialog window opens after clicking the edit icon (wrench) in the *Actions* column. Select *Approval* and click *Done*.



Existing pages

After activating *Approvals* for a namespace, all pages in the namespace are set into *first draft* mode.



Each page in the namespace now displays the acceptance status in the title area.

New pages

When a new page is created and first saved, it will automatically be visible to all users. Subsequent page edits will be collected in the draft version of the page. If a page is edited and saved multiple times while in draft mode, each edit gets logged in the version history:



• (cur | prev) 14:04, 4 November 2019 WikiSysop (talk | contribs | block) . . (1,332 bytes) (+486) . . (Tag: Visual edit) [pending review]

• (cur | prev) 14:03, 4 November 2019 WikiSysop (talk | contribs | block) . . (846 bytes) (+213) . . (Tag: Visual edit) [pending review]

• (cur | prev) 13:36, 4 November 2019 WikiSysop (talk | contribs | block) m . . (633 bytes) (+38) . . (Tag: 2017 source edit)

[Reviewed: 13:57, 4 November 2019 | WikiSysop | Everything looks correct.]

• (cur | prev) 12:45, 4 November 2019 WikiSysop (talk | contribs | block) . . (595 bytes) (+595) . . (Created page with "FlaggedRevs is an extension to the MediaWiki software that allows a wiki to monitor the changes that are made to pag..." (Tag: Visual edit)

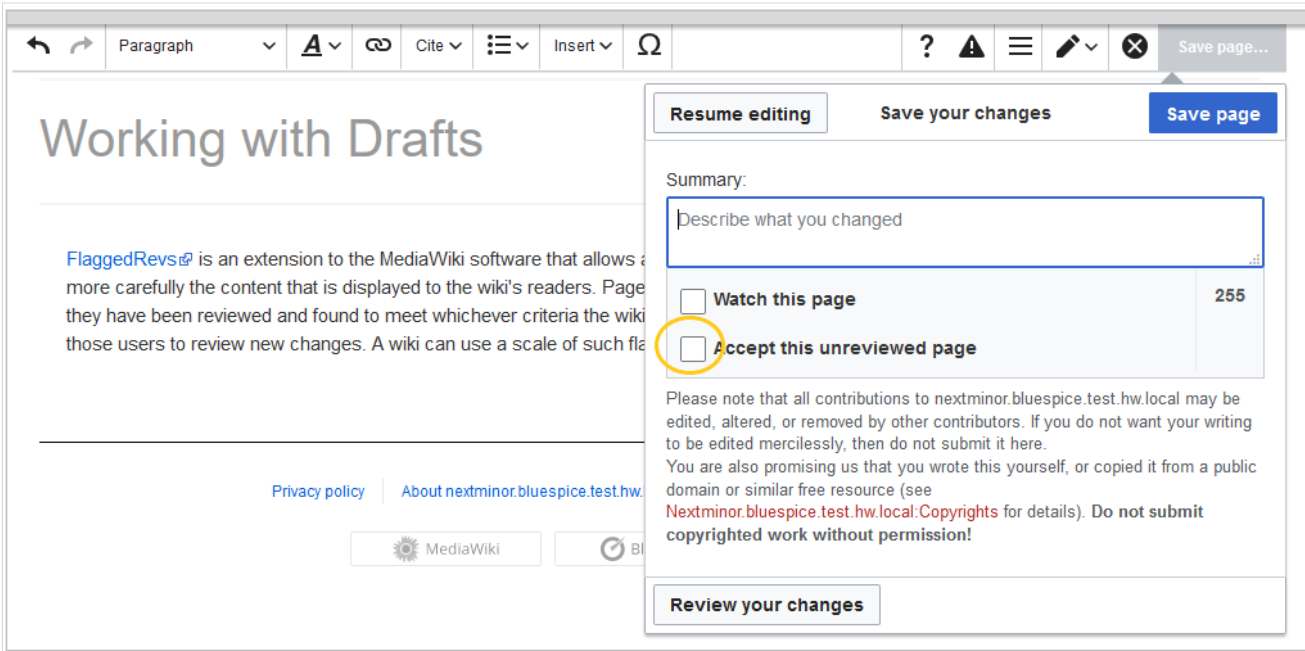
Compare selected revisions

Draft revisions

The revisions in draft status have a dotted border and are highlighted in orange. In addition, they are marked as *pending review*. These revisions can be compared before the pending changes of the page are accepted.

Accepting a page

Users with *review* rights can accept a draft page any time they save a page (*Accept this unreviewed page*):



Working with Drafts

FlaggedRevs® is an extension to the MediaWiki software that allows a wiki to monitor the changes that are made to pages more carefully. Pages that have been reviewed and found to meet whichever criteria the wiki has set are displayed to the wiki's readers. Pages that have not been reviewed are displayed to those users to review new changes. A wiki can use a scale of such flags to indicate the level of review.

Summary:

Describe what you changed

☐ Watch this page 255

☒ Accept this unreviewed page

Please note that all contributions to nextminor.bluespice.test.hw.local may be edited, altered, or removed by other contributors. If you do not want your writing to be edited mercilessly, then do not submit it here.

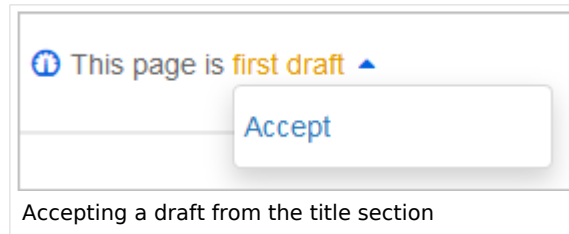
You are also promising us that you wrote this yourself, or copied it from a public domain or similar free resource (see Nextminor.bluespice.test.hw.local:Copyrights for details). Do not submit copyrighted work without permission!

Review your changes

Accepting pending changes

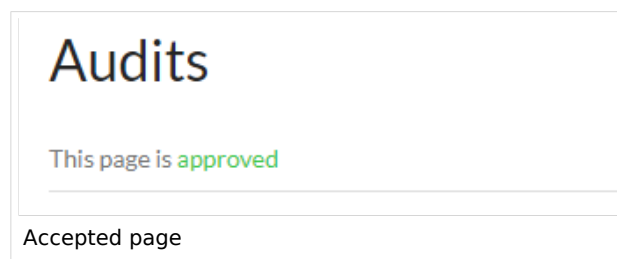
If the page is not accepted at this point, it can be accepted independently from the editing process.

A user with *review* rights can accept the page quickly with the review feature in the title section of the page. The draft message will display an arrow which includes the *accept* function:



When accepting the page, the reviewer can leave a comment. This comment will then be shown in the version history of the page.

The page status now shows the page version as accepted.



Setting read permissions for drafts

By default, all users can see the drafts of a page, even readers.

To hide drafts from readers, the group *user* has to be removed from the configuration. An administrator deletes the group user from "Show unstable pages for the following groups" in *Global actions > Management > Config manager*.

Config Manager

Feature ▼ | |

<input type="checkbox"/> Export	BlueSpiceChecklist	<input checked="" type="checkbox"/> Mark checklist changes as minor edit
<input type="checkbox"/> Skinning	BlueSpiceExpiry	<input checked="" type="checkbox"/> Show watermark for expired pages
<input type="checkbox"/> System	BlueSpiceFlaggedRevsConnector	<input checked="" type="checkbox"/> Automatically set the page to stable, when the workflow was finished successfully
<input type="checkbox"/> Searching and Navigation		<input checked="" type="checkbox"/> Automatically delete the workflow, when a page was marked as stable
<input type="checkbox"/> Data analysis		Show unstable pages for following groups
<input type="checkbox"/> Personalization		<input type="text" value="user X"/>
<input type="checkbox"/> Book		
<input type="checkbox"/> Content structuring		
<input checked="" type="checkbox"/> Quality assurance		
<input type="checkbox"/> Administration		
<input type="checkbox"/> Editor		


Warning! If the group *user* is removed from the *BlueSpiceFlaggedRevs* configuration, users in this group will not be able to see draft versions when they are added as reviewers in a review process.

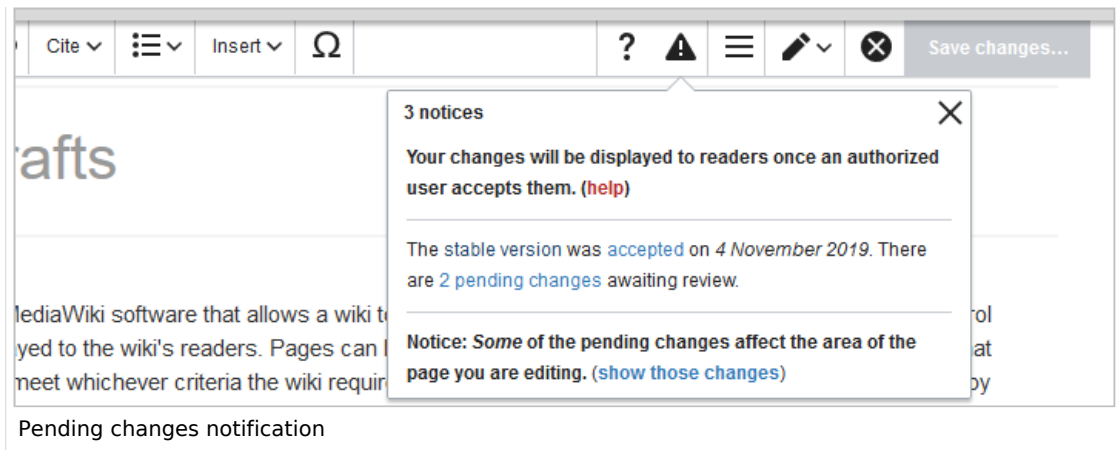
When the group *user* is removed, only *sysop* and *reviewer* users can access drafts. If you want other groups, for example *editor*, to see draft versions, you need to add them to the configuration and save it:

The two checkboxes *Automatically set the page to stable...* (checkbox is available until version 3.1.) and *Automatically delete the workflow...* determine what happens at the end of a workflow, if there is an active [Review](#) for a page. A page can be set to accepted status by a workflow and the workflow can be deleted after the page is marked as stable.

Note: If no user groups are specified in the configuration field, not even reviewers and sysops users will see a visual status indication of a page. They will have access to drafts through the revision history of a page instead.

Anyone with edit permissions will receive a notification that there are pending changes for the page when they access the page in edit mode:





Changes to embedded templates and files

If a page uses templates or contains other files such as images and embedded PDFs and these files have been modified since the page was approved, those changes must also be approved. The wiki can be set up in two different ways to achieve this approval:

- 1. The embedded resource is located in a namespace without approval feature:** If the embedded resource is in a namespace without its own approval function, the resource version at the time of the page approval is displayed. The draft version of the page shows the most recent version of the embedded resource. To approve the resource change, the page itself must be approved again. The approval has to be done on all pages that have this resource embedded.
[Information about automatic mass approval via server script.](#)
- 2. The embedded resource is located in a namespace with approval feature:** The pages that include the changed resource do not give any indication that the resource has been changed. Which version of the included resource is displayed depends on the configuration of the wiki:

Setting	Description
FR_INCLUDES_STABLE (default)	Always shows the approved (stable) version of a resource, even if it was approved after the page that includes the resource was approved (this works only if the resource is located in a namespace with active approval feature).
FR_INCLUDES_CURRENT	Always shows the latest version of the included resource (this works only if the resource is located in a namespace with active approval feature).

Effects on Semantic MediaWiki properties

Wenn in einem Namensraum gleichzeitig mit der Seitenfreigabe auch [Semantic MediaWiki](#) aktiviert ist, sind je nach Freigabestatus der Seite folgende Attribute für SMW-Abfragen verfügbar:

Document state	Available properties
First draft	Current values
Approved	Values of the approved (stable) version

Document state	Available properties
Draft	Values of the approved (stable) version (default setting)
Implicit draft ^[1]	Values of the approved (stable) version

The availability of the semantic properties is determined by the following configuration setting:

```
$bsgFlaggedRevsConnectorStabilizeSMWPropertyValues = true;
```

The value for this setting can be set to *false* in the *LocalSettings.php* of the server file system. If set to *false*, the property values of the draft version are used for semantic queries instead of the values for the stable version.

Quality management overview

The Special page *Special:Quality_management_overview* allows all users to view and filter a list of wiki pages and their review status. Pages for which a user does not have read permissions are not shown.

Quality management overview

Export table ▾

Page title	State ↑	Page categories
Manual:What is a wiki	Approved	
Manual:Create pages	Approved	Organiz...
Manual:Subpage	Approved	Organiz...
Setup:System requirements	Approved	
Setup:Release Notes	Approved	Setup
Setup:Download	Approved	Setup
Setup:Release History	Approved	Setup
Setup:Portal	Approved	
Manual:Getting started - Login and configuration	Approved	Manual
Manual:Using the Version History	Approved	

Sort Ascending
Sort Descending
Columns
Filters

☒ First draft
☒ Draft
☒ Approved
☐ Not enabled
☒ Implicit draft

Special page Quality management overview

Related info

- [Quality management tools](#)
- [Reference:FlaggedRevs](#)
- [Reference:BlueSpiceFlaggedRevsConnector](#)
- [Manual:Semantic MediaWiki](#)

-
- ↑

An approved page has an implicit draft, if there have been changes to embedded resources (e.g., a template or an image) since the last page approval.

➔ Technical Reference: FlaggedRevs

Manual:Extension/FlaggedRevs/Server script: Difference between revisions

Latest revision as of 16:50, 22 April 2022 (view source)
Margit Link-Rodrigue (talk | contribs)
No edit summary
Tag: 2017 source edit

(No difference)

Latest revision as of 16:50, 22 April 2022

Contents

1	Mass approval using a script	11
1.1	Options	11
1.2	Examples	11
1.2.1	Whole namespace	11
1.2.2	List of page ids	11
1.2.3	List of page names	12

Mass approval using a script

The script `extensions/BlueSpiceFlaggedRevsConnector/maintenance/BSBatchReview.php` can be used to approve all drafts in the wiki. This affects both first drafts, drafts of pages with already approved versions and drafts for embedded resources.

Options

Option	Description
<code>--username</code>	Required. The user name of the existing user to use as the "reviewer"
<code>--pageids</code>	Flat file containing page ids seperated by line break
<code>--pages</code>	Flat file containing page names seperated by line break
<code>--namespace</code>	Id of namespace to flag entirely

Note: The options `--pageids`, `--pages` and `--namespace` are mutual exclusive required. One - and only one - of them *must* be provided.

Examples

Whole namespace

```
php extensions/BlueSpiceflaggedRevsConnector/maintenance/BSBatchReview.php --username WikiSysop --namespace 3000
```

List of page ids

Such a list can be created from a database query.

File `/tmp/page-ids-to-review.txt` :

```
23
42
1337
```

Command line:

```
php extensions/BlueSpiceflaggedRevsConnector/maintenance/BSBatchReview.php --username WikiSysop --pageids /tmp/page-ids-to-review.txt
```

List of page names

Such a list can be created using a [SMW query](#). File `/tmp/page-titles-to-review.txt` :

```
Some/Page
Other_page
Help:Some_help_page
```

Command line:

```
php extensions/BlueSpiceflaggedRevsConnector/maintenance/BSBatchReview.php --username
WikiSysop --pages /tmp/page-titles-to-review.txt
```