

## Contents

---

1. Manual:Extension/BlueSpiceReadConfirmation .....
2. Manual:Extension/Namespacemanager .....
3. Reference:BlueSpiceReadConfirmation .....

## Extension/BlueSpiceReadConfirmation

---

### Contents

1 About read confirmations .....	2
2 Enabling read confirmations .....	2
2.1 Confirming reading a page .....	3
3 List of read confirmations .....	4
4 Technical details .....	4
5 Related info .....	4

### About read confirmations

---

If a user is assigned to a page, a mandatory read confirmation can be added to the page. This ensures that all assigned users actually have read the page they are assigned to.

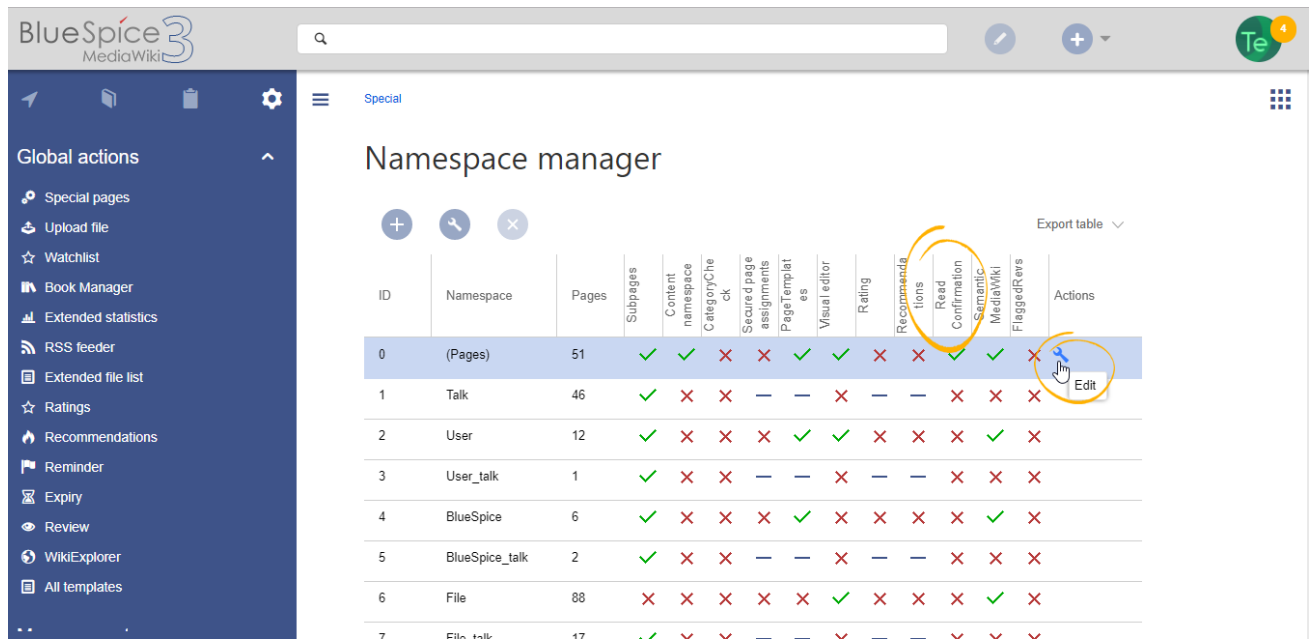
If you are assigned to a page, you have to confirm with a checkbox setting that you have read the page. When a page has been edited by another user in the meantime, you will be asked for another confirmation. This continues until you have been removed as an assigned user. Every user can assign other users to a page.

To activate read confirmations, a user with administrator rights needs to enable read confirmations for a namespace.

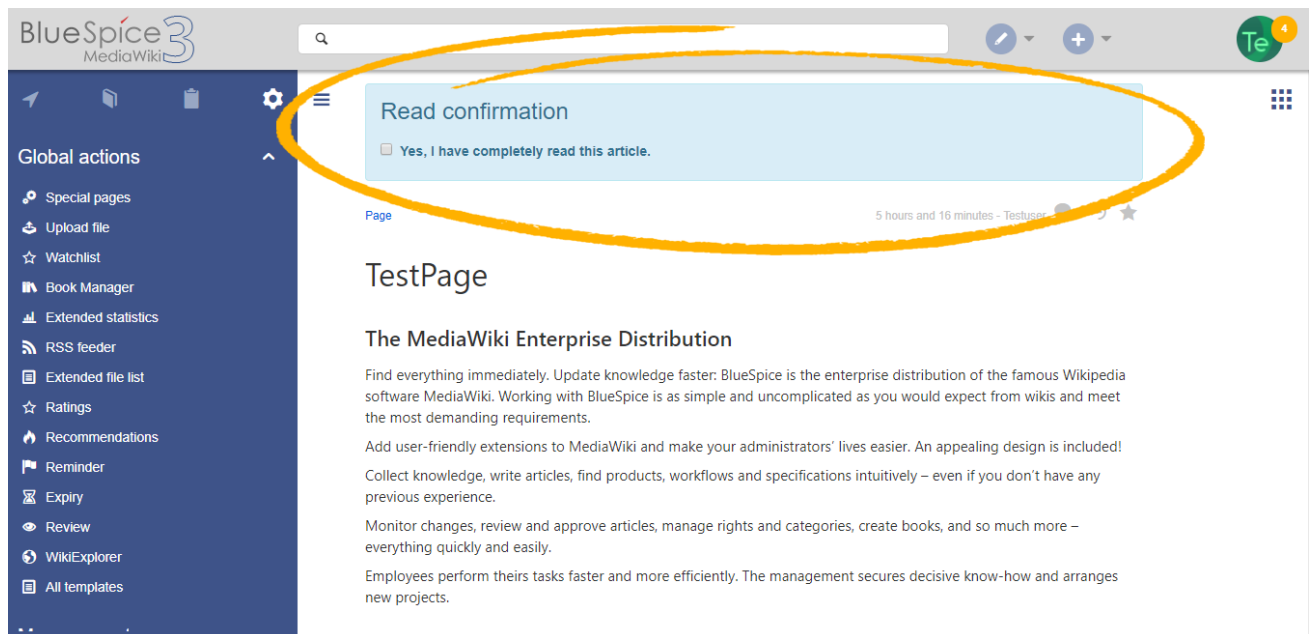
### Enabling read confirmations

---

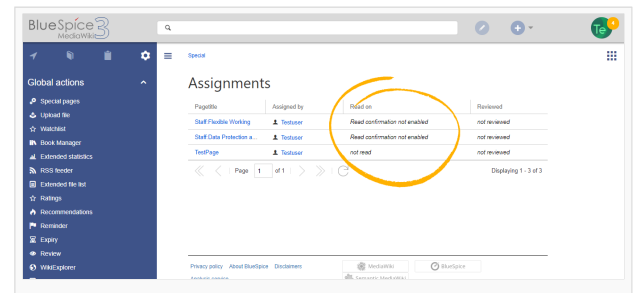
An administrator must enable read confirmations for the namespace the page belongs to. This can be set using the NamespaceManager:



## Confirming reading a page



When read confirmations are active on a namespace, assigned users see a confirmation prompt. After checking the checkbox *Yes, I have completely read this article* and clicking *Confirm*, the page will be marked as read by that user.



## List of read confirmations

Wiki admins can see an overview of all read confirmations by navigating to *Global actions > Management > Assignment management*. Read confirmation information is shown in the column *Read on*. A page can have multiple states:

- Read confirmation not enabled - in case BlueSpiceReadConfirmation is not enabled for the namespace that the page belongs to.
- Not read - in case BlueSpiceReadConfirmation is enabled, but the assigned user has not yet read the page.
- [timestamp] - date and time when the page was read.

## Technical details

Read confirmations are enabled by the extension **BlueSpiceReadConfirmation**.

## Related info

- Reference:BlueSpiceReadConfirmation

Manual:Extension/Namespacemanager

---

Redirect to:

- Manual:Extension/BlueSpiceNamespacemanager

Reference:BlueSpiceReadConfirmation

---

## BlueSpiceReadConfirmation

ask for confirmation that an article was read by certain users.

<b>Status:</b>	stable
<b>Developer:</b>	HalloWelt
<b>Extension type:</b>	BlueSpice
<b>Edition:</b>	BlueSpice pro
<b>Dependencies:</b>	BlueSpice
<b>License:</b>	GPL v3 only
<b>Activated:</b>	Yes
<b>Category:</b>	Quality Assurance

### Contents

1 Description .....	6
2 Usage / Features .....	6
3 Technical information .....	6
3.1 Configuration .....	6
3.2 Rights (permissions) .....	6
3.3 Requirements .....	6

4 User manual .....	6
5 Try free our BlueSpice .....	6

---

## Description

**Read Confirmation** asks for confirmation that an article was read by certain users.

---

## Usage / Features

Request and track read receipts.

- Active: as usual. A button is placed on the page; The user has to click; Confirmation is noted in the list.
- Passive: the page is called by the user; so it is considered as read and it is noted in the list.

---

## Technical information

---

### Configuration

ReadConfirmations can be enabled or disabled for each namespace individually, in NamespaceManager.

---

### Rights (permissions)

This extension requires no special permissions. User must be assigned to the page in order to confirm reading it. Read more on that here.

---

### Requirements

ReadConfirmation requires PageAssignments and BlueSpiceFoundation.

---

### User manual

For detailed description and usage, visit our user manual.

---

### Try free our BlueSpice

BlueSpiceDemo.