

Contents

1. Manual:Extension/BlueSpiceRating	2
2. Manual:Extension/BlueSpiceConfigManager	5
3. Reference:BlueSpiceRating	26

Ratings and recommendations

The extension **BlueSpiceRating** allows users to rate a page with up to five stars or to recommend the page.

Contents

1	Rate or recommend a page	3
1.1	Rating	3
1.2	Recommendation	3
2	Enable ratings or recommendations in a namespace	3
3	Special pages	4
4	Deactivate ratings on a page	5
5	Related info	5

Rate or recommend a page

Before a user can rate or recommend a page, [each feature needs to be activated](#) by an administrator.

Rating

A user simply selects the amount of stars for a rating at the end of a wiki page. The number of stars are then highlighted in yellow during the selection process. A mouse-click confirms the rating. Only one rating per user is counted. New votes only change the average evaluation, but not the number of ratings. Users can change their rating at any time by choosing less or more stars.

The display of the ratings and recommendation features can be [moved to the title area in the Config manager](#).

Recommendation

To recommend a page, a user clicks on the link "Recommend" at the end of the page. To retract the recommendation, the user clicks on the link again.

The screenshot shows the 'Sandbox' page in BlueSpice. At the top, there's a 'Related files' section with a table listing files. Below this, there are two sections: 'No categories assigned' and 'Ratings and recommendations'. The 'Ratings and recommendations' section shows a rating of 5 stars (1) and a recommendation status of 'Recommended (1)'. Both the rating and recommendation sections are circled in orange.

File	Latest version	Editor
Regensburg.docx	12. July 2022	Vhoesi

No categories assigned

★★★★★ (1) ✓

Recommended (1) ✓

Ratings and recommendations

Enable ratings or recommendations in a namespace

Administrators can activate both features for individual namespaces. To enable or disable them, go to *Global actions > Namespace manager* and edit the namespace settings:

Cancel

Edit namespace

Done

Namespace name: (Pages)

Alias:

☒ Subpages

☒ Content namespace

☐ CategoryCheck

☐ Secured page assignments

☒ PageTemplates

☒ Visual editor

☒ Rating

☒ Recommendations

☐ Read Confirmation

☒ Semantic MediaWiki

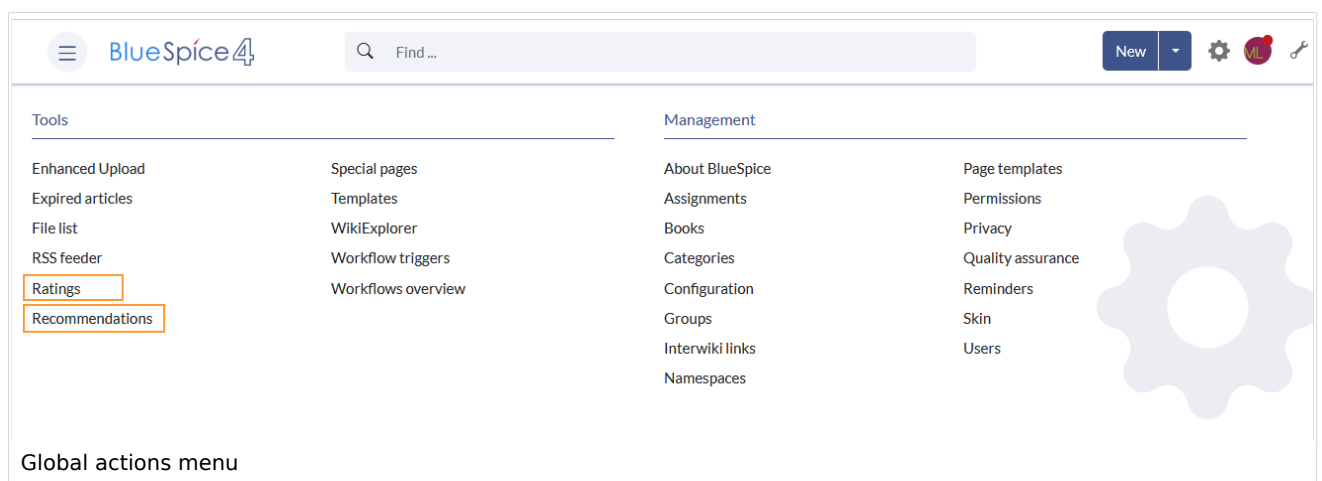
☐ Approval

Special pages

The special page `Special:Rating` lists all pages that have been rated.

The special page `Special:Recommendations` lists all pages that have been recommended.

Both pages can be accessed from the Global actions menu.



Deactivate ratings on a page

Users can also exclude individual pages from the rating system. For this, insert the following behavior switch at the bottom of the page in source view:

```
__NORATING__
```

Related info

- [Reference:BlueSpiceRating](#)

 [Technical Reference: BlueSpiceRating](#)

Config manager

Contents

1	Layout	7
1.1	Filter options	7
1.2	Searching for settings	7
2	Settings by extension	8
2.1	EventBus	8
2.2	EnhancedUpload v4.3+	8
2.3	BlueSpiceFoundation	8
2.3.1	Updating logo and favicon	8
2.3.2	System	10
2.4	BlueSpiceArticleInfo	10
2.5	BlueSpiceAuthors	11
2.6	BlueSpiceAvatars	11
2.7	BlueSpiceBookshelf	12
2.8	BlueSpiceChecklist	13
2.9	BlueSpiceExtendedSearch	14
2.10	BlueSpiceExtendedStatistics	16
2.11	BlueSpiceInsertCategory	16
2.12	BlueSpiceInsertLink	16
2.13	BlueSpicePageTemplates	17

2.14	BlueSpicePermissionManager	18
2.15	BlueSpiceRSSFeeder	18
2.16	BlueSpiceReaders	18
2.17	BlueSpiceSaferEdit	19
2.18	BlueSpiceUEModuleBookPDF	19
2.19	BlueSpiceUEModuleHTML	19
2.20	BlueSpiceUEModulePDF	20
2.21	BlueSpiceUniversalExport	20
2.22	BlueSpiceVisualEditorConnector	20
2.23	BlueSpiceWholsOnline	21
2.24	BlueSpiceExpiry	21
2.25	BlueSpiceFlaggedRevsConnector	21
2.26	BlueSpiceSocial	23
2.27	BlueSpiceSocialBlog	23
2.28	BlueSpiceSocialTopics	24
3	BlueSpiceDiscovery	24
3.1	Deactivating the Entrypoint links	24
3.2	Positioning of skin elements	25
3.3	Content Stabilization v4.3+	25

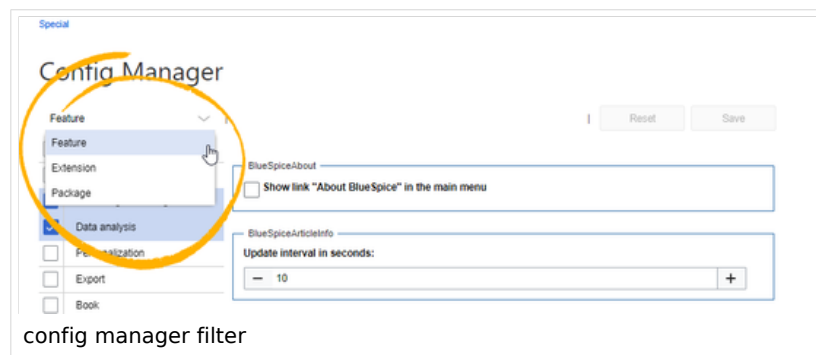
With the Config manager, a wiki user with *sysop* rights can manage wiki-wide settings in one place. In the [navigation](#), it is located at *Global navigation > Management > Configuration*. This link loads the page *Special:BluespiceConfigManager*.

Layout

Filter options

All settings can be accessed through the following filter options:

- **Feature:** group by type of functionality the setting belongs to (search, administration...)
- **Extension:** group by extension name
- **Package:** group by BlueSpice edition and services (BlueSpice free, BlueSpice pro, Matomo)



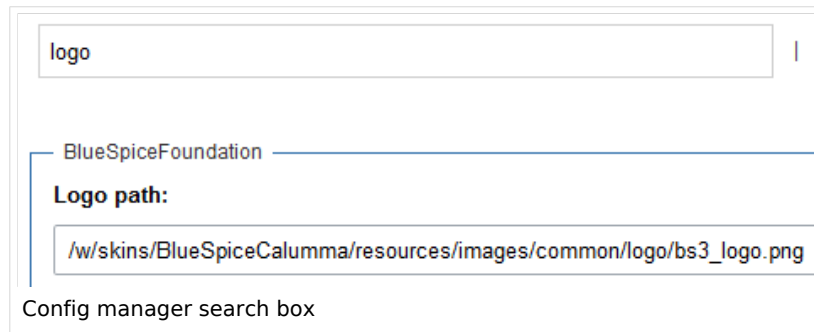
All settings are available in any type of grouping. Changing the grouping type does not add or remove setting options. It just groups them differently. After settings are adjusted, they can be saved by clicking *Save*, or cancelled by clicking *Reset*.

Note: If a server administrator has configured a setting to no longer be writable, it will be shown as greyed-out in the config manager. You will have to talk to your server administrator about changing such a setting.

Searching for settings

A search bar is located above the list of settings. Type in a keyword such as "logo" to find the corresponding setting. The search returns settings regardless of the currently selected group.

Note: The search field has to be empty if you want to see the filter menu instead of the search.



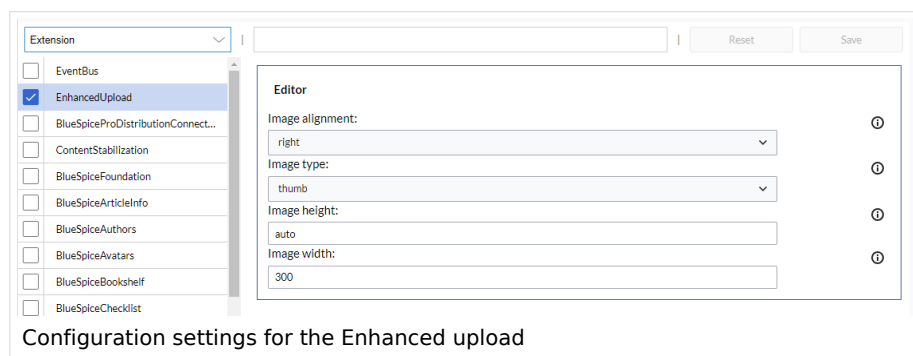
Settings by extension

EventBus

Eventbus sends notifications to external urls in case something happens in the wiki. For example, if a page is created, an external service could then be started and create a pdf of that page. See the extension's page on mediawiki.org.

EnhancedUpload v4.3+

Sets the defaults for the [advanced image settings](#) when uploading and embedding an image into the wiki via drag-and-drop functionality. The default settings determine the orientation, type, and size of the image. These can be adjusted after embedding via the "Advanced settings" of the image on the page.



BlueSpiceFoundation

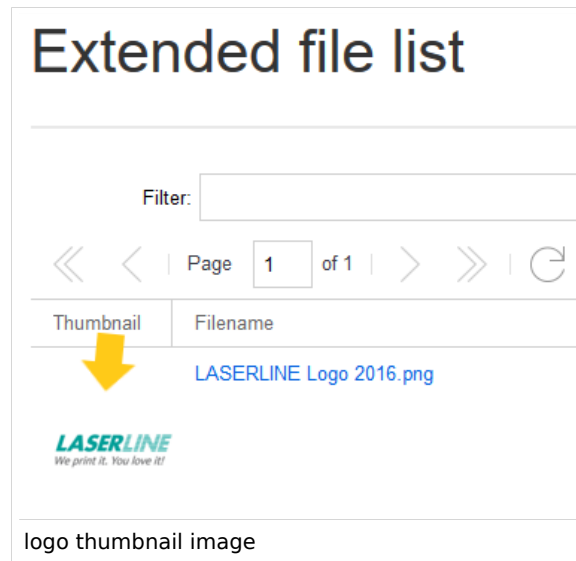
Updating logo and favicon

Note: Since BlueSpice 4.2, the logo and favicon can also be managed via the page [Special:Flexiskin](#) together with further skin customizations.


- **Logo path:** The logo image should be stored in the /images folder of your installation. If you store it in the /skins folder of your BlueSpice installation, it could be overwritten with an upgrade.

To upload the logo directly in the wiki:

1. **Upload** the logo on the page from the menu *Global actions > File list (Special:ExtendedFilelist)*.
2. **Click** on the thumbnail image of the logo. This opens the logo on a separate page.



3. **Copy** the relative logo path from the address bar. In a typical Wiki configuration, this path starts with */w/....*.



4. **Paste** the logo path into the text field for the logo.

Extension |

☒ BlueSpiceFoundation

☐ BlueSpiceAbout

☐ BlueSpiceArticleInfo

☐ BlueSpiceAuthors

Skinning

Logo path:

Favicon path:

5. **Click Save.**

6. **Refresh** the page (Strg+F5).

If the uploaded logo is too large, you can add the following code snippet to the page *MediaWiki:Common.css*. This automatically adjusts the image to the height of the main toolbar:

```
.bs-logo a {background-size: contain;}
```

- **Favicon path:** The favicon image should be stored in the */images* folder of your installation. If you store it in the */skins* folder of your BlueSpice installation, it could be overwritten with an upgrade. [Favicon images](#) have the file extension *.ico*.

System

- **Allowed file extensions:** For security reasons, the types of files that users can upload are restricted. Here, you can allow additional file formats. If a file format is blacklisted in the server configuration, adding this file extension here will not allow this file type to be uploaded. See [mediawiki.org/wiki/Manual:\\$wgFileExtensions](https://mediawiki.org/wiki/Manual:$wgFileExtensions) for more info.

XML file type: v4.x++

The *xml* file type is blacklisted since MW 1.39 and has to be allowed in *LocalSettings.php*:


```
$GLOBALS['wgProhibitedFileExtensions'] = array_diff( $GLOBALS['wgProhibitedFileExtensions'] ?? [], [ 'xml' ] );  
$GLOBALS['wgMimeTypeExclusions'] = array_diff( $GLOBALS['wgMimeTypeExclusions'] ?? [], [ 'application/xml', 'text/xml' ] );
```

- **Allowed image extensions:** The standard web image types are listed here. In general, you want to restrict image uploads to web images. See developer.mozilla.org/en-US/docs/Web/Media/Formats/Image_types for more on browser-supported image types.

BlueSpiceArticleInfo

BlueSpiceArticleInfo, together with *BlueSpiceAuthors*, *BlueSpiceReaders*, and *BlueSpiceExtendedSearch* is part of the *Page information* in the quality management tools.

- **Update interval in seconds:** Sets the refresh rate for the "Last edit" value. By default, this date is updated every 10 seconds via JavaScript.



×

Page information for "Main Page"

General

Last edit

Properties

Expiry of page

Authors of this page

Readers of this page

Reminder

Title	Main Page
Page length (in bytes)	2748
Page ID	1
Language	en
Content model	wikitext
Number of watchers	
Redirects	0

article info

BlueSpiceAuthors

BlueSpiceAuthors, together with BlueSpiceArticleInfo and BlueSpiceReaders, is part of the Page information in the quality management tools.

- **Display authors:** Show or hide authors on the page information page.

×

Page information for "Manual:Extension/BlueSpiceAuthors"

General

Last edit

Properties

Expiry of page

Authors of this page

Readers of this page

Reminder

Re


Ptechnik (editor)

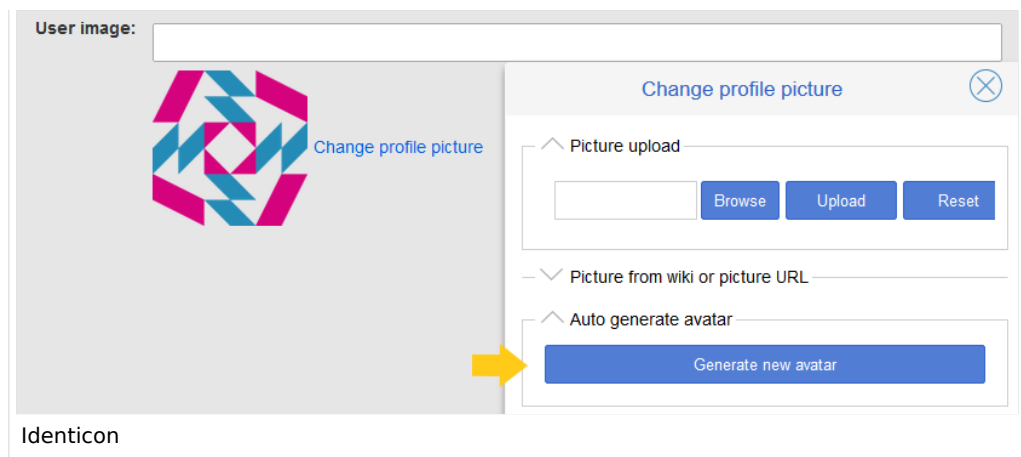
Authors of page

BlueSpiceAvatars

An avatar image is automatically generated if the user does not upload a profile picture or if the user decides to create an avatar image in the preferences.

- **Generator**
 - **InstantAvatar:** Generates an avatar image based on using the initials of the Real name or the Username
 - **Identicon:** Generates an avatar image based on parts of the user's IP address.





User image:

Change profile picture

Change profile picture

Picture upload

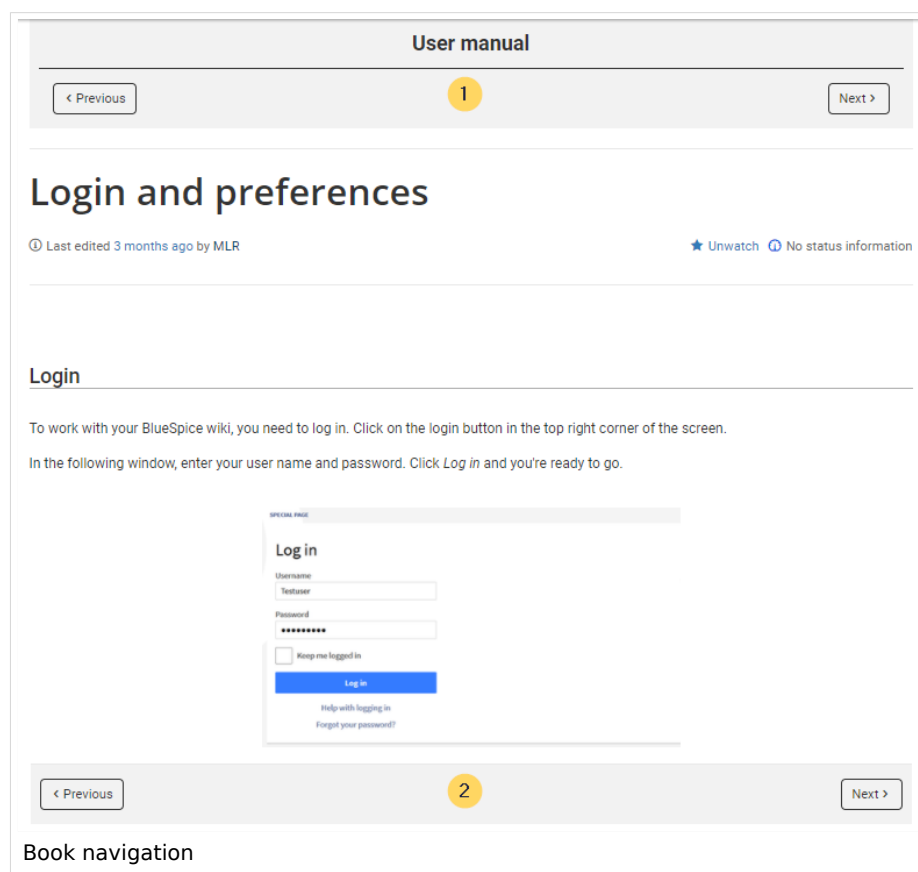
Picture from wiki or picture URL

Auto generate avatar

Identicon

BlueSpiceBookshelf

- **Show book chapter pager after content:** Displays previous/next book page navigation at the end of each book page. (1)
- **Show book chapter pager before content:** Displays previous/next book page navigation at the beginning of each book page. (2)



User manual

< Previous 1 Next >

Login and preferences

① Last edited 3 months ago by MLR ★ Unwatch 🔔 No status information

Login

To work with your BlueSpice wiki, you need to log in. Click on the login button in the top right corner of the screen.

In the following window, enter your user name and password. Click *Log in* and you're ready to go.

SPECIAL PAGE

Log in

Username
Texttaser

Password


☐ Keep me logged in

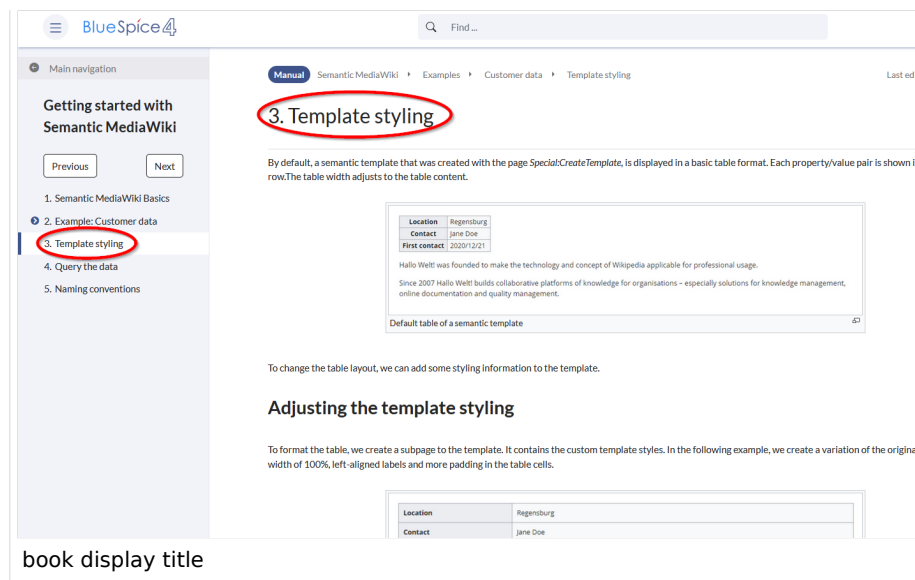
Help with logging in
Forgot your password?

< Previous 2 Next >

Book navigation

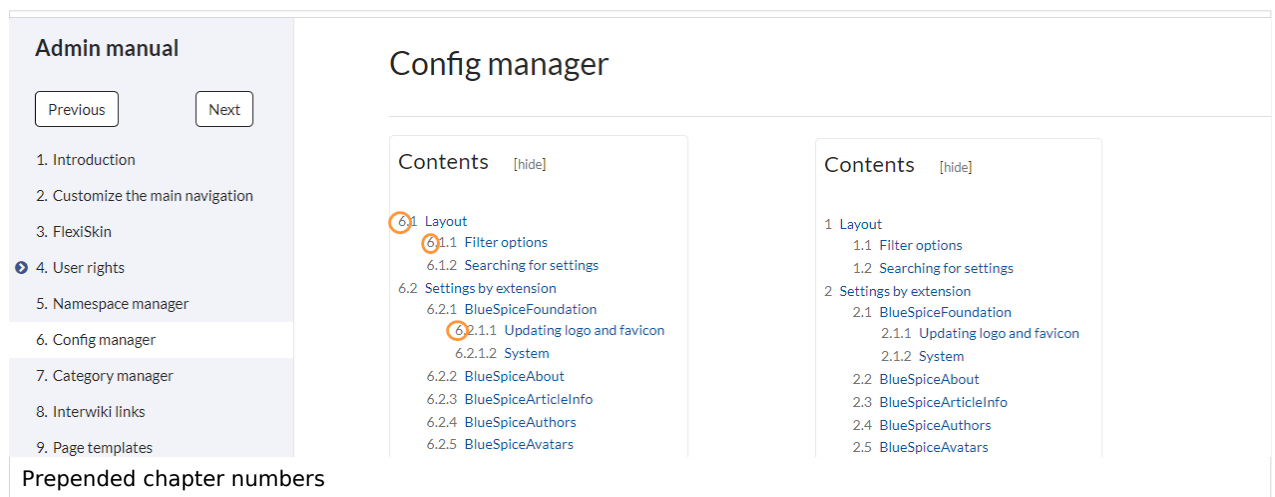
- **Use the display title from book source on article:** Shows the title from the book navigation as page title instead of the page name.





Note: If the page additionally contains a `{{DISPLAYTITLE}}` tag, the display title of the page is shown instead of the book title.

- **Prepend article table of contents and headlines with book numeration:** The page TOC does not start with the main heading 1, but with the actual number from the book chapter (see screenshot). If users have activated in their [user preferences](#) to "auto-number headings", the numbering system is matched accordingly.



- **Supress namespace prefix of book articles in output:** The namespace prefix of an article is not shown in PDFs.

BlueSpiceChecklist

- **Mark checklist changes as minor edit:** If this setting is active, changes to a checklist (for example, checking a checkbox) in view mode are logged as minor edits. If this setting is inactive, a change to the checklist is recorded as a regular version in the page history.

minor edit

- **External file paths:** External locations to scan for and index files from. These locations are entered in key/value pairs of Physical path and URL prefix.
 - *Physical path:* Storage path. For mounted drives, for example: *X:\Documents*
 - *URL prefix:* All files indexed from the indexed physical location are prefixed in the search results. It should be used if files are available from a web server. By default, the URL prefix is set to the same value as *Physical path*.

Example file	Phys. Path	URL Prefix	Link in results list
S:\Sales\Info\glossaryy.pdf	S:\	file:///S:/	file:///S:/Sales/Info/glossary.pdf
		https://sharepoint/Sales/ documents/	https://sharepoint/Sales/ documents/Sales/Info /glossary.pdf
		https://intranet/showdocs inline.aspx?path=	https://intranet/showdocsinline.aspx? path=/Sales/Info/glossary.pdf
/var/www/bluespice/w /mounted_ share/Sales/Info /glossary.pdf	/var/www /bluespice/w/ mounted_share/		https://wiki.company.local/w /mounted_ share/Sales/Info/glossary.pdf

Feature

☐ System
 ☐ Skinning
 ☐ Data analysis
 ☐ Personalization
 ☐ Book
 ☐ Export
 ☐ Content structuring
 ☐ Quality assurance
 ☒ Searching and Navigation
 ☐ Editor
 ☐ Administration

BlueSpiceExtendedSearch

External file paths

No values set!

Add new entry

Physical path

S:*

URL prefix

file:///S:/

☐ Use simple autocomplete
 ☐ Automatically set language filter

Exclude patterns

No values set!

Add new entry

Physical path

*

Exclude regular expression pattern

*

Reset

2

Save

Add an external file path: (1) confirm the checkmark and (2) save the settings.

- **Use simple autocomplete:** forces a more compact autocomplete (1-column Sales thumbnail preview).

Configu|

Configure search

Configuration

Getting started - Login and configuration

Robot Configuration

Create and configure articles

ExtendedSearch configuration

Setup:Installation Manual/System Configuration/Apache Tomcat

Create page "Configu"

Search full text

compact autocomplete

Configu|

Configure search

Last modified: 09:52, 2019 November 26

Configuration

Getting started - Login and configuration

Robot Configuration

Create and configure articles

ExtendedSearch configuration

Setup:Installation Manual/System

Confi...Configu...cat

VisualEditor configuration

Create page "Configu"

Search full text

Salesautocompletey

27.04.2024

This document was created with BlueSpice

Page 15 of 29

- **Automatically set language filter:** The search only returns pages whose language (PageLanguage) is identical to the user language (Language). Users can set their language in their [preferences](#). By default, the language of content pages is the same as the installation language (ContentLanguage) of the wiki. Some extensions can set the language of individual pages independently of the content language of the wiki.. (See: https://www.mediawiki.org/wiki/Manual:Language#Page_content_language). In many wikis, activating this filter has little effect.
- **Exclude patterns:** Files at external file locations can be excluded from search based on regular expression patterns.

BlueSpiceExtendedStatistics

- **Exclude these users:** Some user groups, like WikiSysop can skew the statistics, for example the statistics for search queries or because they complete automated maintenance tasks. These types of user groups can be excluded from the statistical results.
- **Maximum number of interval steps:** Sets the size of the x-axis for the results. For a few days, select the interval *Day* or *Calendar Week*, for periods over one year, select *Year* or *Month*. If you do not get any results for your query, try to adjust the interval accordingly.

BlueSpiceInsertCategory

- Insert category with its parent categories
- Preset categories of a page in the upload dialog

BlueSpiceInsertLink

- **Allow unmapped links:** if there is no prefix in the map, the link will still be inserted. Example: S:\HR. If this setting is unchecked, the link will not be inserted.
- **Allowed locations for external files:**

Example file	Filesystem prefix	Web accessible Prefix	Link output
S:\Sales\Info\glossaryy.pdf	S:\	file:///S:/	file:///S:/Sales/Info/glossary.pdf
		https://sharepoint/Sales/documents/	https://sharepoint/Sales/documents/Sales/Info/glossary.pdf
		https://intranet/showdocs inline.aspx?path=	https://intranet/showdocsinline.aspx? path=/Sales/Info/glossary.pdf
/var/www/bluespice/w /mounted_			

Example file	Filesystem prefix	Web accessible Prefix	Link output
share/Sales/Info/glossary.pdf	/var/www /bluespice/w/ mounted_share/		https://wiki.company.local/w /mounted_ share/Sales/Info/glossary.pdf

When a new entry is added, it has to be confirmed by clicking the checkmark next to it before saving the page.

InsertLink configuration options

BlueSpicePageTemplates

- Force target namespace:** The page is always created in the target namespace that is associated with the template, even if the user provided a different namespace prefix. In the screenshot below, the user wants to create the page "NewPage" and then selects a template for the QM namespace. The page is, therefore, created as "QM:NewPage" if this setting is activated.

force the namespace of the template

- Hide default templates:** Hides the default *Empty page* template.

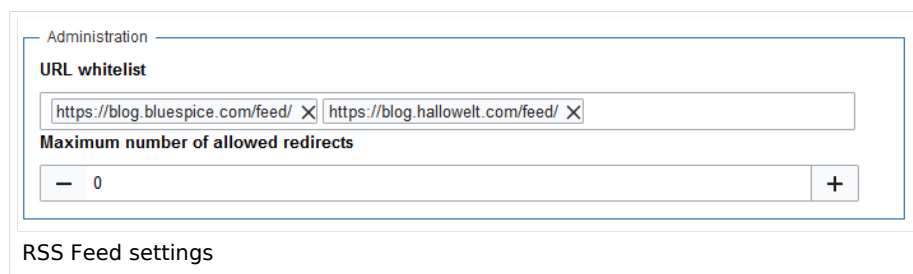
- **Hide template if the page is not to be created in the target namespace:** Depending on the namespace prefix of the page to be created, templates that are associated with other namespaces will not be shown to the user for selection.

BlueSpicePermissionManager

- **Backup limit:** Sets the number of backups for the permissions manager. Each time the page *Special:PermissionManager* is saved, a backup is created. If the backup limit is set to 5, the last five versions of the permissions configuration are saved as backups.

BlueSpiceRSSFeeder

- **URL whitelist:** RSS feeds need to be whitelisted here by an administrator before they can be displayed in a wiki page.
- **Maximum number of allowed redirects:** If there are URL redirects for any of the whitelisted URLs, the number of redirects needs to be adjusted (usually to 1 or 2).



Administration

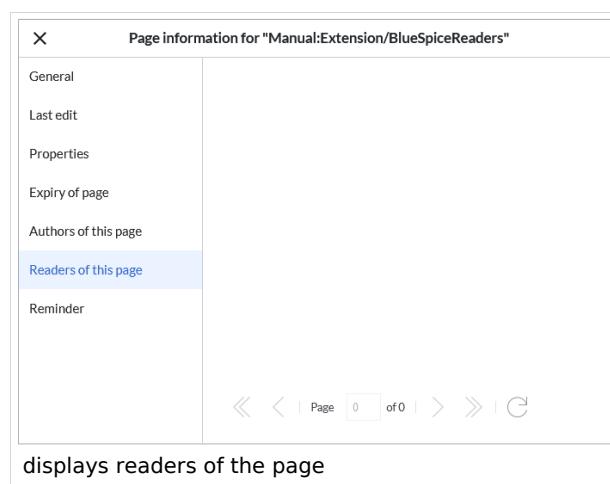
URL whitelist

Maximum number of allowed redirects

RSS Feed settings

BlueSpiceReaders

- **Number of readers to display:** Sets the number of readers that are displayed on the Page information in the Quality management tools.



Page information for "Manual:Extension/BlueSpiceReaders"

General

Last edit

Properties

Expiry of page

Authors of this page

Readers of this page

Reminder

Page 0 of 0

displays readers of the page

BlueSpiceSaferEdit

- **Interval for lookup for concurrent editings:** Sets the time in seconds for checking if another person is editing the page.
- **Show name of current editor:** Shows or hides the name of the user who is currently editing the page.

BlueSpiceUEModuleBookPDF

- Table of Contents
 - *Only article titles (indent by grade):* Only shows the article titles in the main contents table of the PDF.

Table of contents	
1 Introduction	3
2 Wiki pages model	4
3 User rights	7
3.1 Group manager	15
3.2 Permission manager	18
3.3 User manager	24
4 Namespace manager	28

PDF table of contents without article TOCs

- *Embed article TOCs (No indent of article titles):* Shows the table of contents for each article in the main contents table of the PDF.

Table of contents	
1 Introduction	5
2 Wiki pages model	6
1 The pages modell	6
2 Page types	6
2.1 Special page	6
2.2 Content page	7
2.3 Wiki page	7
2.4 Category page	8
2.5 File / image (description) page	8
3 User rights	9
3.1 Group manager	17
1 Accessing the group manager	17
2 Functionality	18
3 Assigning roles and users to groups	18

Embed article TOCs

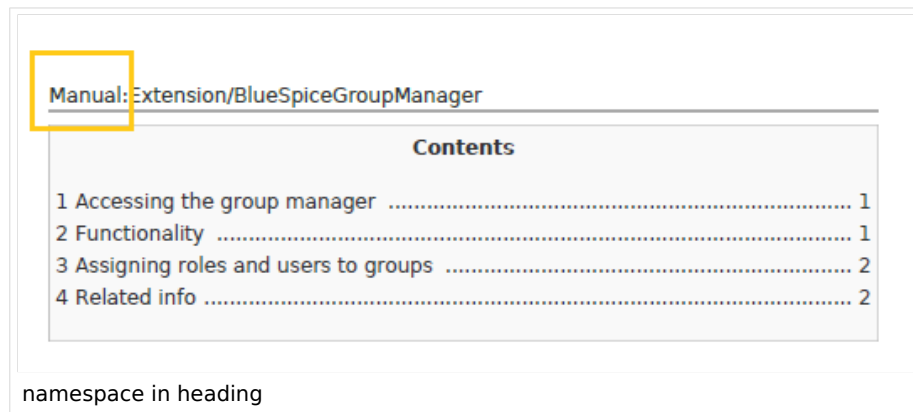
BlueSpiceUEModuleHTML

- **Hide namespace prefix in HTML:** If activated, the namespace is shown in the HTML main heading.

Note: If the page contains a "displaytitle" tag in the page source, the page display title is shown and this setting has no effect.

BlueSpiceUEModulePDF

- **Hide namespace prefix in PDF:** If activated, the namespace is shown in the PDF main heading for a page.



Note: If the page contains a "displaytitle" tag in the page source, the page display title is shown and this setting has no effect.

BlueSpiceUniversalExport

- **Metadata (standard, JSON):** Additional data to be passed to the rendering template in JSON format. This data can be used in the export template. The template itself is maintained server-side.
- **Metadata (override, JSON):** Allows overriding standard data sent to the rendering template in JSON format. Values that are set by default can be overridden with this option.

BlueSpiceVisualEditorConnector

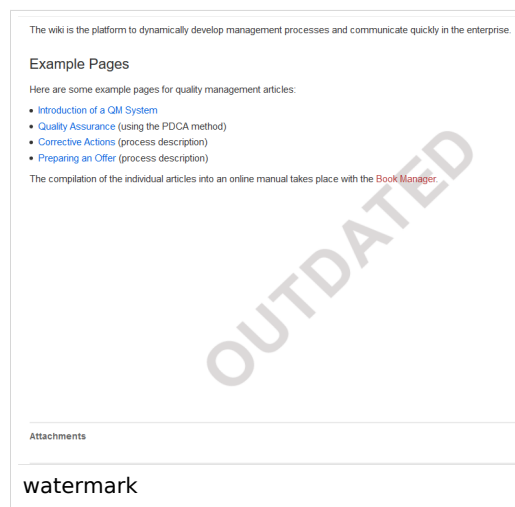
- **Enable VisualEditor for BlueSpice extensions**
- **Configuration variable to use a simplified save process**
- **Upload type**
 - Original (Here a confirmation of the rights of use/upload is obtained, file name and namespace of the file can be changed, a category can be assigned and a description of the file **MUST** be given).
 - Simple (No confirmation of required rights is obtained here, the name and namespace of the file can be changed, a description and a category can be assigned, but does not have to be specified)
 - One click (No confirmation about required rights is obtained here, the image cannot be renamed and no category can be assigned. Only the namespace can, but does not have to be adjusted before uploading)

BlueSpiceWholsOnline

- **Time in seconds until a user is marked as offline:** The system checks every x seconds if a user logged out and no longer displayed as online. This can be less frequent than the update interval for newly logged-in users.
- **Update interval in seconds:** The system checks every x seconds for users.

BlueSpiceExpiry

- **Show watermark for expired pages in PDF:** Shows the watermark for expired pages in PDFs.
- **Show watermark for expired pages in print version:** Shows the watermark for expired pages when a page is printed.
- **Show watermark for expired pages:** Shows a watermark on the page itself.



BlueSpiceFlaggedRevsConnector




BlueSpiceFlaggedRevsConnector is available up to BlueSpice 4.2.

Export

The export settings affect how the pages of a book are generated in the PDF export.

- **Bookshelf: List approved revisions log:** Shows a log of stable page versions of pages in the PDF and when these pages were put into accepted status. If editors did not provide a comment when accepting the page, the *Stable comment* field for a revision is empty.



Stable date	Page	Stable comment
18.11.2019	Permission matrix	
18.11.2019	Permission matrix	
15.11.2019	Wiki pages model	
14.11.2019	Permission manager	
14.11.2019	Group manager	

accepted revisions log

- **Bookshelf: List pages without stable revision:** Displays a list of PDF pages at the beginning of the PDF that only exist as a first draft and have no released version.

<p>Not stable pages</p> <hr/> <p>QM:Checklists</p> <hr/> <p>Pages without acceptance feature</p>
--

- **Bookshelf: List pages without FlaggedRevs:** Displays a list of PDF pages that do not have a release mechanism at the beginning of the PDF.

<p>Not FlaggedRevs namespace</p> <hr/> <p>Introduction</p> <p>Wiki pages model</p> <p>User rights</p> <p>Group manager</p> <hr/> <p>Pages with no FlaggedRevs feature.</p>

- **UEModulePDF: Show FlaggedRevs info below main heading:** Prints the latest revision dates (last acceptance and last edit date) below the heading.

<p>Introduction</p> <hr/> <p><i>Stable: 06.12.2019 - 12:00 / Revision: 06.12.2019 - 11:43</i></p> <hr/> <p>FlaggedRevs info below heading</p>
--

Quality assurance

- **Include handling:** If resources are embedded in a page and those resources are located in namespaces with approval mechanism, then the following settings can be selected. For example: If an approved page contains a template or a file that has been changed after the page itself has been approved, the page will not get another draft version, but instead one of two configurations applies:
 - Current versions: Always show the latest version of the embedded resource.
 - Stable versions: Always show the stable (=approved) version of a resource.
- **Show unstable pages for following groups:** If the group *user* is removed from the *BlueSpiceFlaggedRevs* configuration, users in this group will not be able to see draft versions when they are added as reviewers in a review process. When the group *user* is removed, only *sysop* and *reviewer* users can access drafts. If you want other groups, for example *editor*, to see draft versions, you need to add them to the configuration. If no user groups are specified in the configuration field, not even reviewers and sysops users will see a visual status indication of a page. They will have access to drafts through the revision history for the page instead.

Searching and Navigation

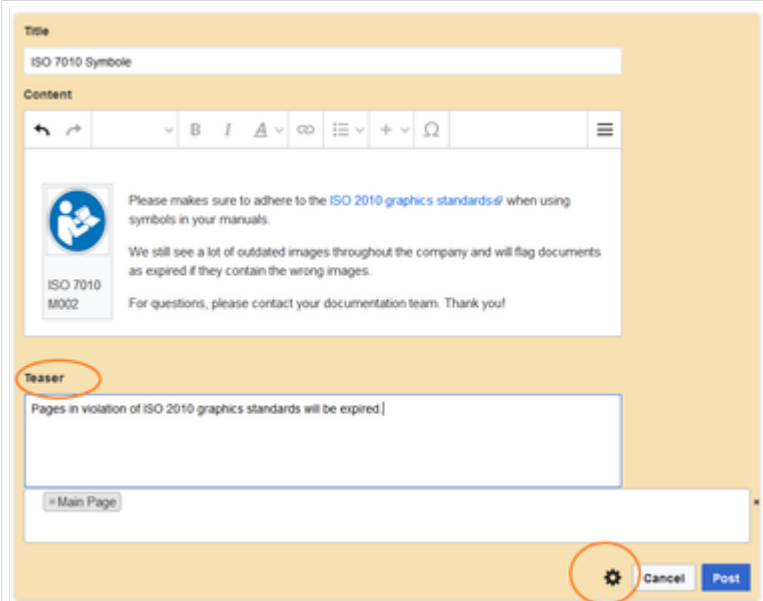
- **Indexing only stable versions:** Draft versions are excluded from the search results. If a page does not have a stable version, it is not shown as a search result.

BlueSpiceSocial

- **Show endpoint "Timeline":** Shows a link to the page *Special:Timeline* in the main navigation.

BlueSpiceSocialBlog

- **Use teaser text for blog entries in the timeline:** When you create a blog entry, you can create a teaser text for it by clicking the cogwheel symbol in the blog entry form. If this setting is active, the teaser text will be shown on the page *Special:Timeline* instead of the first part of the content.




The screenshot shows a web form for creating a blog entry. At the top, there is a 'Title' field with the text 'ISO 7010 Symbole'. Below it is a 'Content' field with a rich text editor toolbar. The content area contains a blue circular icon with a person and text about ISO 2010 graphics standards. Below the content area is a 'Teaser' field, which is highlighted with a red circle. The text in the teaser field is 'Pages in violation of ISO 2010 graphics standards will be expired'. At the bottom right of the form, there is a 'Cancel' button and a 'Post' button, both highlighted with red circles. A small cogwheel icon is also visible next to the 'Cancel' button.

blog teaser text

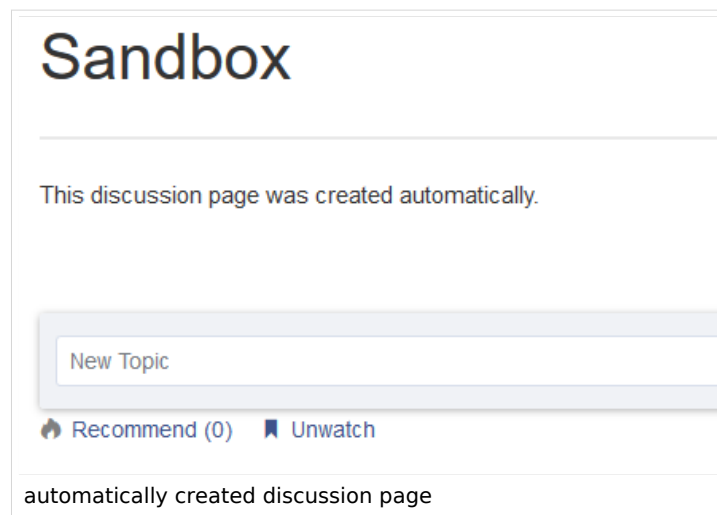
- **Show endpoint "Blog":** Shows a link to the page *Special:Blog* in the main navigation.

BlueSpiceSocialTopics

- **Automatically create all discussion pages.** If a user creates the first discussion topic for a page using the link in the page footer of a wiki page, the needed discussion page is automatically created first.



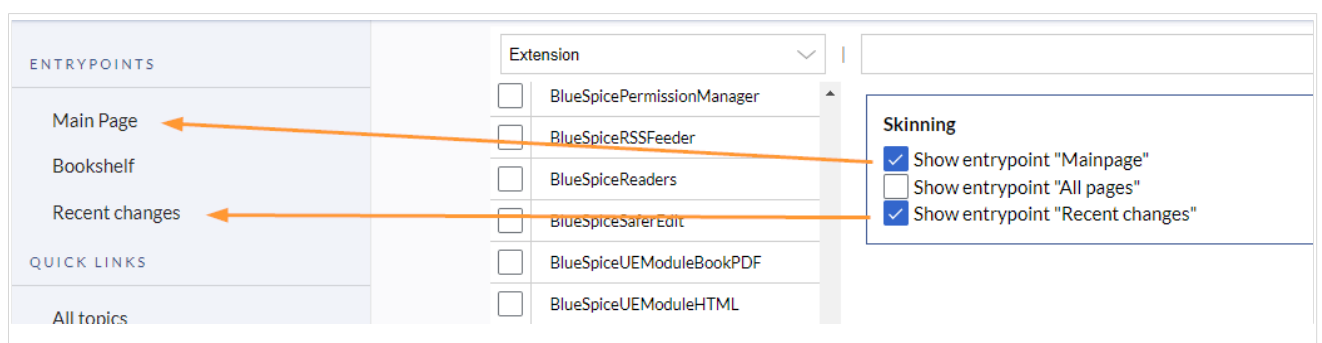
A message "This discussion page was created automatically" is inserted on the discussion page.



If this setting is deactivated, the user is directed to the "Create page" default page first.

BlueSpiceDiscovery

Deactivating the Entrypoint links



Positioning of skin elements

Elements below the page title

page-sentence X

Elements below the page content

categories X rating X recommendations X

positioning skin elements

- page-sentence: display of page status ([Approval status](#), [Expiry](#))
- categories: display of [page categories](#)
- rating: display of [page ratings](#)
- recommendations: display of [page recommendations](#)

Content Stabilization v4.3+

The following configuration options are available for page approvals:

- **Include handling (1):** Wenn Ressourcen in eine Seite eingebettet sind **und sich diese Ressourcen in Namensräumen mit Freigabe befinden**, können die folgenden Einstellungen ausgewählt werden. Es gibt zwei mögliche Einstellungen:

	Verhalten
Stable versions of included pages	Shows the approved (stable) version of a resource, even if it was approved after the page that includes the resource was approved. (This works only if the resource is located in a namespace with active approval feature).
Versions that were current at the time of approval	Shows the version of the resource which was embedded at the time of the last approval of the wiki page where it is embedded. (This works only if the resource is located in a namespace with active approval feature).

For example, if an approved page contains a template that was modified after the page itself was approved, the page will not show a draft version. Approvals work directly via the embedded resource.

- **Allow viewing of first draft version (2):** If this setting is activated, then all users with read rights can view the first draft. When disabled, only groups from the "Show unstable pages for following groups" setting can see first drafts.
- **Update semantic properties from stable pages only (3):** The property value of the page is read from the stable version of the page and not from the draft version.
- **Entwurfseiten für folgende Gruppen anzeigen (4):** If the group `user` has been removed from the configuration, users in this group will not be able to see draft versions when they are added as reviewers in a review process. In this case, only users with the roles `sysop` and `reviewer` can access drafts unless other groups are specified. These system groups can only access drafts through the site's version history.

[➔ Technical Reference: BlueSpiceConfigManager](#)

Reference:BlueSpiceRating

Extension: BlueSpiceRating

[➔ all extensions](#)

Overview			
Description:	Provides a rating system		
State:	stable	Dependency:	BlueSpice
Developer:	HalloWelt	License:	GPL-3.0-only
Type:	BlueSpice	Category:	Communication
Edition:	BlueSpice pro, BlueSpice Farm, BlueSpice Cloud	Version:	4.1+
? View user help page			

Features

BlueSpiceRating enables users to rate a wikii page with up to five stars or to recommend the page. In the [Namespace manager](#), wiki administrators can configure in which namespaces ratings or recommendations should be activated.

Rating

Users select a number of stars to provide their rating. Users can change their assessment at any time, by choosing less or more stars. The average evaluation as well as the number of assessments are displayed.

If a user rates the page multiple times, only the first assessment is counted. Subsequent ratings only change the average evaluation, but not the number of assessments.

Recommendation

Users click on a recommendation link to make the recommendation. Users can change their assessment at any time by recommending the page or by retracting their recommendation.

If a user recommends the page multiple times, only one recommendation is counted.

Technical Information

This information applies to BlueSpice 4. Technical details for BlueSpice Cloud can differ in some cases.

Requirements

MediaWiki: 1.39.0
BlueSpiceFoundation: 4.1

Integrates into

- BlueSpiceDiscovery
- BlueSpicePrivacy
- BlueSpiceRating

Special pages

- Rating
- Recommendations

Permissions

Name	Description	Role
rating-archive	Remove votes from pages	admin, editor, maintenanceadmin
rating-read	Read ratings on pages	admin, commenter, editor, maintenanceadmin, reader
rating-viewspecialpage	View pages which are protected with the "Rating-Viewspecialpage" right	admin, editor, maintenanceadmin, reader
rating-write	Vote on pages	author, commenter, editor, maintenanceadmin

Configuration

Name	Value
RatingArticleEnabledNamespaces	array ()
RatingArticleLikeEnabledNamespaces	array ()

API Modules

- [bs-rating-tasks](#)
- [bs-ratingarticle-store](#)
- [bs-ratingarticlelike-store](#)

Hooks

- [BSApiNamespaceStoreMakeData](#)
- [BSMigrateSettingsFromDeviatingNames](#)
- [BSMigrateSettingsSetNewSettings](#)
- [BeforePageDisplay](#)
- [ChameleonSkinTemplateOutputPageBeforeExec](#)
- [GetDoubleUnderscoreIDs](#)
- [LoadExtensionSchemaUpdates](#)
- [MWStakeCommonUIRegisterSkinSlotComponents](#)
- [NamespaceManager::editNamespace](#)
- [NamespaceManager::getMetaFields](#)
- [NamespaceManagerBeforePersistSettings](#)
- [UserMergeAccountFields](#)

Accessibility

Test status:	2-testing complete
Checked for:	Web
Last test date:	2022-08-09
WCAG level:	AA
WCAG support:	does not support (workaround: no)

Comments:	<p>Web:</p> <ul style="list-style-type: none"> • Ratings/recommendations items don't receive keyboard focus. Not tested with screenreader yet. • known extJSGrid issues for Special pages.
Extension type:	extended
Extension focus:	reader