

Contents

1. Manual:Extension/BlueSpicePrivacy	2
2. Reference:BlueSpicePrivacy	6

Privacy center

BlueSpicePrivacy is an extension that enables users to control the way their data is collected and used by the wiki. Users interact with this extension through the Privacy center page, which is accessible by clicking *Privacy center* in the user menu.

Contents

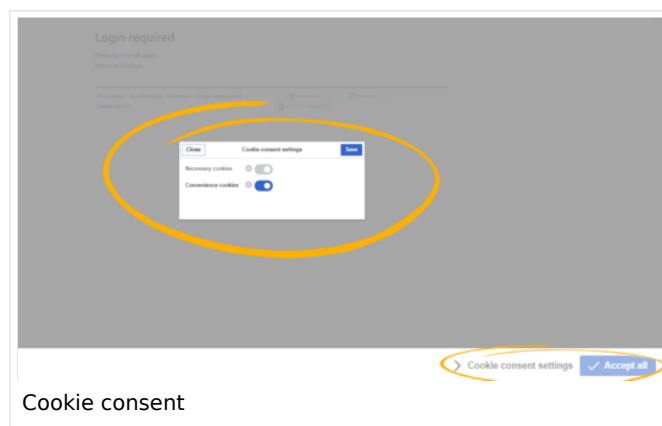
1	Accepting the terms of use	3
2	Cookie consent	3
3	Privacy Center	3
3.1	Anonymization	4
3.2	Delete your account	4
3.3	Transparency / Export your data	4
3.4	Privacy policy consent	5
4	Requesting actions	6

Accepting the terms of use

When a user wants to log into the wiki for the first time, the terms and conditions and the privacy policy must be accepted during the login process. If one of these pages does not yet exist, the associated link is displayed in red as a so-called red link. An administrator can create the page directly via this link.

Cookie consent

Users are presented with a prompt to accept the cookies that the wiki collects. This prompt appears when a user visits the wiki for the first time or after deleting the browser cookies.



Here, users have the option to accept all cookies or to manage each group of cookies separately. This is done by opening *Cookie consent settings* and then using the toggle-switches in the prompt. There are different types of cookies, based on the function they perform:

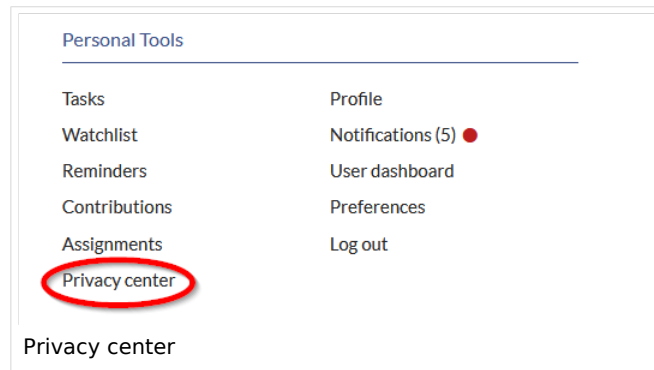
- **Necessary cookies:** Cookies that are needed for the user to be able to use the wiki (cookies for keeping session information, user ID data, and so on).
- **Convenience cookies:** Cookies that provide a more comfortable wiki experience (saving the state of components of the interface, some user preferences, and more)
- **Matomo** (visible only if the [necessary plugin](#) is installed and activated): Cookies that are used for site analytics.

By default, accepting at least the necessary cookies is mandatory before using the wiki for the first time.

Cookie settings can be changed afterwards at any point by clicking on "Change cookie consent" in the wiki footer links or on the page `Special:PrivacyCenter`.

Privacy Center

The privacy center is the hub for a user's privacy settings. It is located in the profile menu (by clicking on user image in the top right corner) or by navigating directly to the page `Special:PrivacyCenter`.



This special page consists of a number of "modules". Each module performs a privacy-related function.

Anonymization

In this section, users can anonymize their account on the wiki. This means that users can change their username on the wiki. The new username appears wherever the username is used, including comments, page histories and logs. All traces of previous user information including profile information and profile data is removed or renamed.

To anonymize their account, users pick the new username (a random anonymized username is offered by default) and click "Anonymize my account". After confirmation, the process of anonymization starts, and the user receives a notification upon completion.

Important! Changes made in the Privacy center, for example anonymization, can take up to 24 hours to be effective (until the cache expires).

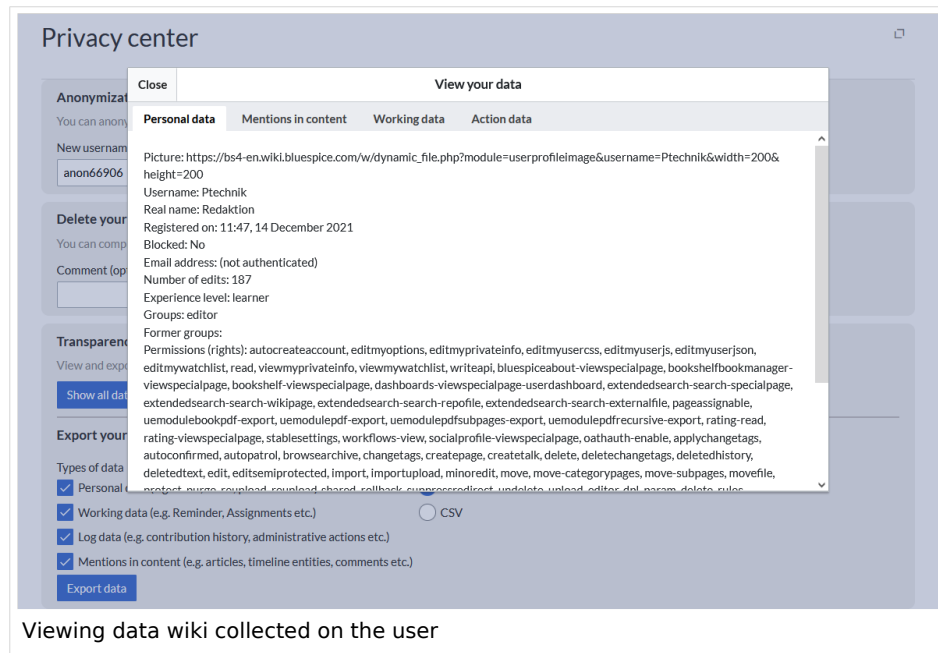
Delete your account

You can delete all traces of your account from the wiki by clicking the "Delete your account" button. After confirmation, the user account is deleted. In case there is an error in the process, users will be notified of the failed deletion process.

By deleting their account, users will remove all references to their user account anywhere on the wiki. All of the user's contributions are then attributed to "Deleted user", which will appear instead of the original username. The wiki is usually set to require an administrator to delete a user account upon request. The delete-button will show "Request account deletion" accordingly.

Transparency / Export your data

To view the data the wiki has stored about you in its logs and settings, you can click on the button *Show all data*. This opens a dialog containing all of the user's data.



Users can print out this same information in html or csv formats. The following information is collected:

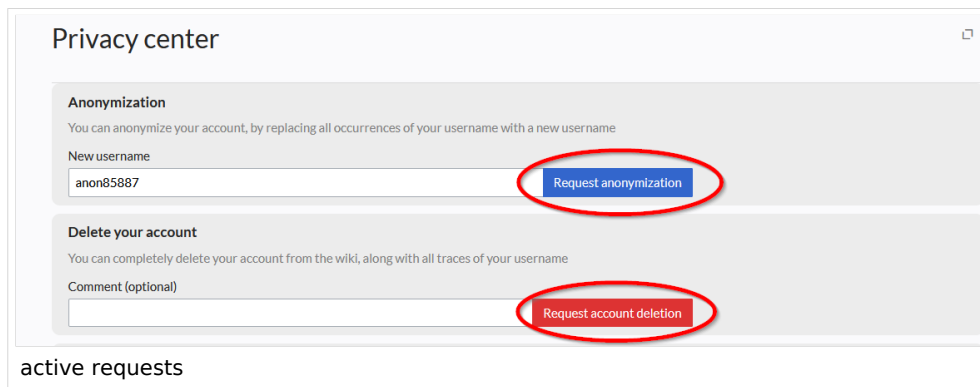
- **Personal data:** Profile image, username, real name, registered on, blocked, email address, number of edits, experience level, groups, former groups, permissions
- **Mentions in content:** signatures, blog entries, comments, links to the user page
- **Working data:** search terms, page assignments, pages read, read confirmations, reminders, page approvals and other data that was logged by extensions
- **Action data:** administrative actions, changes of settings, file uploads, page actions (move, delete,...)

To export the data, the user selects the groups to export and the export format (HTML or CSV). After clicking *Export data*, the file is saved to the user's local download location.

Privacy policy consent

In this section, users can change their consent to the wiki's privacy policy. Further options may appear based on a specific wiki configuration. Users can also change their cookies consent (as described above).

Requesting actions



The screenshot shows the 'Privacy center' interface. It has two main sections: 'Anonymization' and 'Delete your account'. In the 'Anonymization' section, there is a text input field for 'New username' containing 'anon85887' and a blue button labeled 'Request anonymization'. In the 'Delete your account' section, there is a text input field for 'Comment (optional)' and a red button labeled 'Request account deletion'. Both buttons are circled in red. Below these sections, the text 'active requests' is visible.

The wiki can be configured so that users are not allowed to directly execute certain privacy-related actions. They need to request that operation first.

Requesting actions applies to:

- Anonymization
- Delete your account

Requests can be enabled for the wiki by setting `$bsgPrivacyEnableRequests = true;` in `LocalSettings.php`

Once enabled, users will be presented with a request form in the affected sections. In this form, users can click *Request anonymization* and *Request account deletion* respectively. For account deletion, users can enter an optional comment explaining the reason for the request.

All submitted requests are sent to wiki admins for review.

After submitting the request, a user sees a *Request pending* notice in the Privacy center. If the request is denied, the user is notified with a comment from the wiki administrator. If the user's request is approved, the user also receives a notification.



[Technical Reference: BlueSpicePrivacy](#)

Reference:BlueSpicePrivacy

Extension: BlueSpicePrivacy

[all extensions](#)

Overview			
Description:	Management page for user privacy settings		
State:	stable	Dependency:	BlueSpice
Developer:	HalloWelt	License:	GPL-3.0-only
Type:	BlueSpice	Category:	Security
Edition:	BlueSpice pro, BlueSpice Farm, BlueSpice Cloud	Version:	4.1+
? View user help page			

Features

Note: This extension is no longer bundled with BlueSpice free starting v. 4.2.

The extension **Privacy** allows users to maintain their privacy and enables site maintainers to comply with the GDPR.

Users can:

- Request anonymization: The requests are directed to a site administrator for approval. If approved, the user is anonymized by the system.
- Request removal: The requests are directed to a site administrator for approval. If approved, the user is deleted from the system with all their data.
- Retrieve all data stored about them in the system.
- Give and revoke consent to the privacy policy.

It allows site administrators to:

- Manage anonymisation and deletion requests.
- Get an overview of the privacy policy and cookie consent of all users.

User for automated tests

For the special test user `NoConsentWikiSysop`, the privacy consent requirement is bypassed, allowing automated test access to the wiki.

Technical Information

This information applies to BlueSpice 4. Technical details for BlueSpice Cloud can differ in some cases.

Requirements

MediaWiki: 1.36.0
BlueSpiceFoundation: 4.1

Integrates into

- BlueSpicePrivacy

Special pages

- PrivacyAdmin
- PrivacyCenter
- PrivacyConsent
- PrivacyPages

Permissions

Name	Description	Role
bs-privacy-admin	Execute Privacy administrative action	admin, accountmanager

Configuration

Name	Value
PrivacyConsentTypes	array ('privacy-policy' => 'bs-privacy-prefs-consent-privacy-policy', 'terms-of-service' => 'bs-privacy-prefs-consent-tos',)
PrivacyCookieAcceptMandatory	true
PrivacyCookieConsentProvider	'native-mw'
PrivacyDeleteUsername	'DeletedUser'
PrivacyEnableRequests	true
PrivacyPrivacyPolicyLink	"
PrivacyPrivacyPolicyMandatory	false
PrivacyPrivacyPolicyOnLogin	true
PrivacyRequestDeadline	30

Name	Value
PrivacyTermsOfServiceLink	"

API Modules

- bs-privacy
- bs-privacy-get-all-consents
- bs-privacy-get-requests

Hooks

- [BeforePageDisplay](#)
- [ChameleonSkinTemplateOutputPageBeforeExec](#)
- [GetPreferences](#)
- [LoadExtensionSchemaUpdates](#)
- [MWStakeCommonUIRegisterSkinSlotComponents](#)
- [OutputPageParserOutput](#)
- [SkinTemplateNavigation::Universal](#)
- [SpecialPageBeforeExecute](#)
- [TitleReadWhitelist](#)
- [WebResponseSetCookie](#)

Cookie settings overview

COOKIE NAME	DESCRIPTION	TYPE
MediaWiki		
\$wgCookiePrefixBlockID	This is usually the block ID concatenated with an HMAC in order to avoid spoofing (T152951), but if wgSecretKey is not set will just be the block ID.	necessary, if block exists
\$wgCookiePrefixUseDC	A cookie to tell all CDN edge nodes to "stick" the user to the DC that handles this POST request (e.g. the "master" data center).	necessary, if in use
\$wgCookiePrefixUseCDNCache	Have the user briefly bypass CDN so ChronologyProtector works for cacheable URLs.	comfort
\$wgCookiePrefixUserID	ID of the logged in user (only for logged in users)	necessary
\$wgCookiePrefixUserName	Username of logged in user (only for logged in users)	necessary

COOKIE NAME	DESCRIPTION	TYPE
\$wgCookiePrefix_session	Session ID for the current session	necessary
\$wgCookiePrefixmwuser-sessionId	Client-side session ID	necessary
\$wgCookiePrefixforceHTTPS	Force HTTPS for logins	necessary
\$wgCookiePrefixLoggedOut	Force HTTPS for logins	comfort
\$wgCookiePrefixnotificationFlag	Used for Echo notifications	comfort
BlueSpice		
\$wgCookiePrefix_MWCookieConsent	State of the user's cookie consent	necessary
\$wgCookiePrefixVEE	Visual editor - user preference - VisualMode or wikitext	comfort
\$wgCookiePrefixBlueSpiceDiscovery	State of various stateful components in the skin	comfort

Accessibility

Test status:	2-testing complete
Checked for:	Web, Authoring tool
Last test date:	2022-08-08
WCAG level:	AA
WCAG support:	partially supports (workaround: no)
Comments:	<ul style="list-style-type: none">Login step: checkboxes to confirm privacy policies do not receive initial focus. erm: 29401 <p>Special:Privacy_Center page: check icons are not labelled erm: 31373</p>
Extension type:	core
Extension focus:	reader