

Contents

- | |
|--|
| 1. Manual:Extension/BlueSpiceContextMenu |
| 2. Reference:BlueSpiceContextMenu |

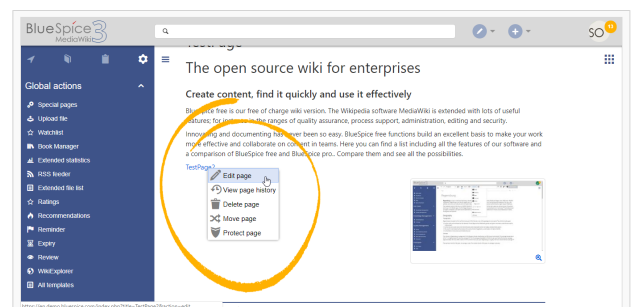
Extension/BlueSpiceContextMenu

Contents

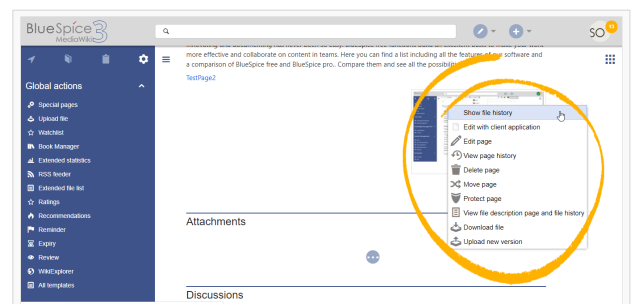
1 What is BlueSpiceContextMenu?	2
2 Using find BlueSpiceContextMenu	2
3 Settings for BlueSpiceContextMenu	3
4 Related info	4

What is BlueSpiceContextMenu?

ContextMenu replaces the default browser context menu with wiki functions - depending on the context and user permissions.



ContextMenu on internal link



ContextMenu on file (image)

Using find BlueSpiceContextMenu

Context menu opens when right clicking components that support ContextMenu functionitly, namely, internal links and file links.

On internal links, ContextMenu will display quick links for basic page actions, like:

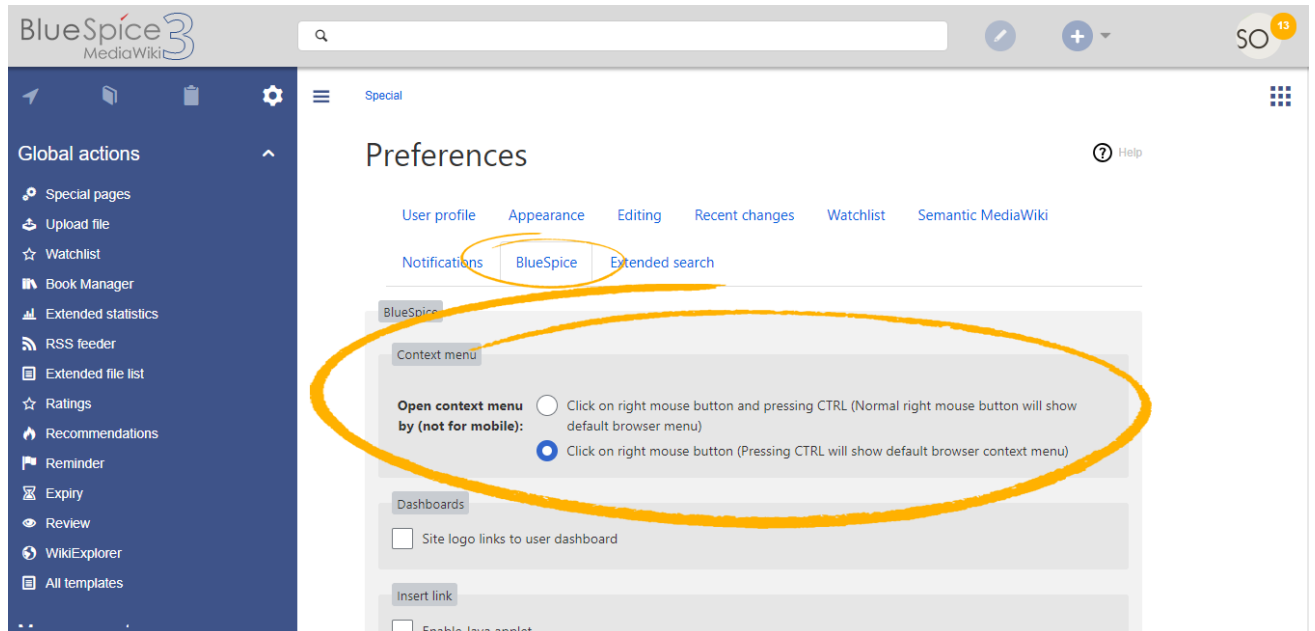
- Editing page
- Viewing page history
- Moving page
- Deleting page...

On file links, some additional options will be shown, like:

- Opening file page
- Downloading file
- Uploading new version of the file
- Opening files using client application (when available)

Exact content of ContextMenu menu depends on the wiki configuration

Settings for BlueSpiceContextMenu



Settings for context menu are located in user preferences (Special:Preferences page), under "BlueSpice" tab, and are separate for each user.

ContextMenu has two modes:

- Click on right mouse button and pressing CTRL (Normal right mouse button will show default browser menu)
- Click on right mouse button (Pressing CTRL will show default browser context menu)

Related info

- [Reference:BlueSpiceContextMenu](#)

[Reference:BlueSpiceContextMenu](#)

BlueSpiceContextMenu

Provides context menus for various links.

Status:	stable
Developer:	HalloWelt
Extension type:	BlueSpice
Edition:	BlueSpice free
Dependencies:	BlueSpice
License:	GPL v3 only
Activated:	Yes
Category:	Search and Navigation

[Documentation on MediaWiki.org](#)

Contents

1 Description	5
2 Usage / Features	5
3 Technical information	5
3.1 Configuration	5
3.2 Rights (permissions)	6
3.3 Requirements	6
4 User manual	6
5 Try free our BlueSpice	6

Description

ContextMenu replaces the default browser context menu with wiki functions - depending on the context and user permissions.

Usage / Features

- Replaces the default browser context menu.
- Can be turned on or off by each individual user.
- Offers different content depending of the type of link that its being opened on and depending on the user permissions.

Technical information

Configuration

Some aspects of this extension can be configured on Special: BlueSpiceConfigManager, under section "ContextMenu". Here wiki administrators can configure the way ContextMenu is shown:

- Click on right mouse button and pressing CTRL (Normal right mouse button will show default browser menu).
- Click on right mouse button (Pressing CTRL will show default browser context menu).

Rights (permissions)

This extension does not require any special rights.

Requirements

ContextMenu requires BlueSpiceFoundation.

User manual

For detailed description and usage, visit our user manual.

Try free our BlueSpice

BlueSpice Demo.