

Contents

1. Manual:Extension/BlueSpiceAuthors	7
2. Manual:Extension/BlueSpiceArticleInfo	4
3. Manual:Extension/BlueSpiceConfigManager	10
4. Reference:BlueSpiceAuthors	26
5. User:Ptechnik	28

Manual:Extension/BlueSpiceAuthors

[Browse history interactively](#)

[VisualWikitext](#)

Revision as of 15:00, 14 December 2021 ([view source](#))

Ptechnik ([talk](#) | [contribs](#))
m (1 revision imported)
← Older edit

Revision as of 15:08, 20 December 2021 ([view source](#))

Ptechnik ([talk](#) | [contribs](#))
Tag: [Visual edit](#)
Newer edit →

Line 4:

```
==Page information==
```

```
Authors of a page are listed on the "Page information" under the
[[manual:BlueSpice Layout#Page tools|quality management tools]].
```

– ". "[[File:**Authors2.jpg**|**thumb**|**450x450px**|link=https://en.wiki.bluespice.com/wiki/File:Authors2.jpg|alt=**Page tools**|center|Page tools]]

```
==Configuration==
```

```
In the [[Manual:Extension/BlueSpiceConfigManager|Config manager]] you can change if authors are shown on the Page information or not.
```

– [[File:Manual:configmanager-authors.png|alt=**Config manager**|center|thumb|**300x300px**|Config manager]]

```
===Output===
```

Line 4:

```
==Page information==
```

```
Authors of a page are listed on the "Page information" under the
[[manual:BlueSpice Layout#Page tools|quality management tools]].
```

+ ". "

+ [[File:**Manual:PageInformation.png**|link=link=https://en.wiki.bluespice.com/wiki/File:Authors2.jpg|alt=|center|**thumb**|Page tools]]

+

```
==Configuration==
```

```
In the [[Manual:Extension/BlueSpiceConfigManager|Config manager]] you can change if authors are shown on the Page information or not.
```

+ [[File:Manual:**300px**-configmanager-authors.png|alt=|center|thumb|Config manager]]

```
===Output===
```

Revision as of 15:08, 20 December 2021

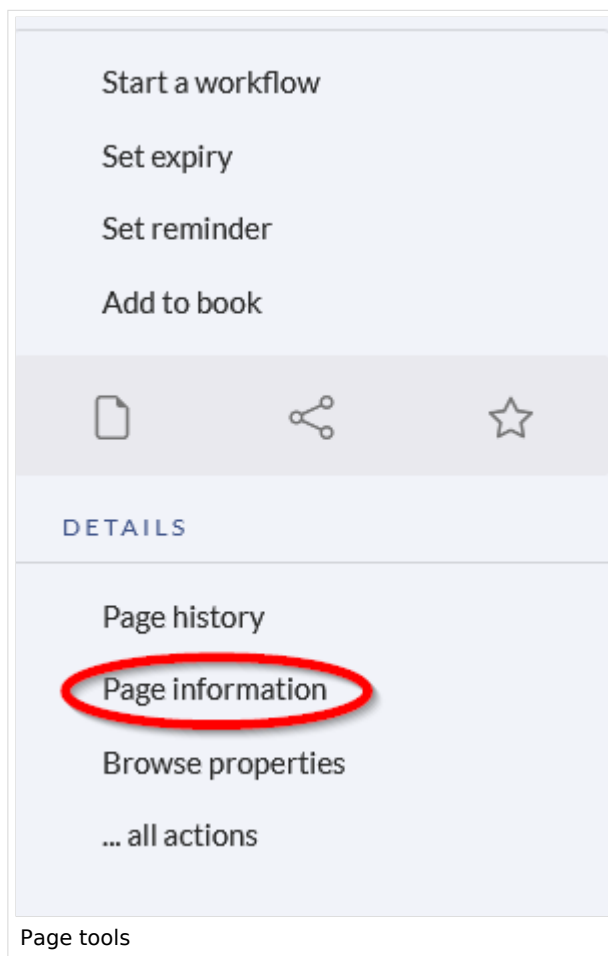
BlueSpiceAuthors displays the profile images of the users who have contributed to a wiki page.

Contents

1 Page information	9
2 Configuration	9
2.1 Output	9
3 Related info	10

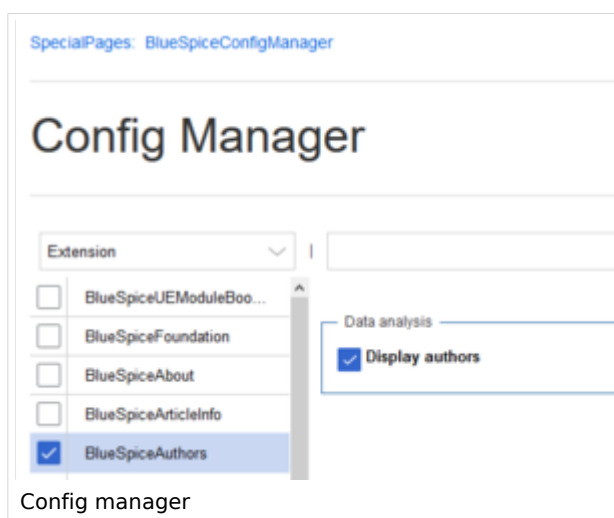
Page information

Authors of a page are listed on the *Page information* under the [quality management tools](#).



Configuration

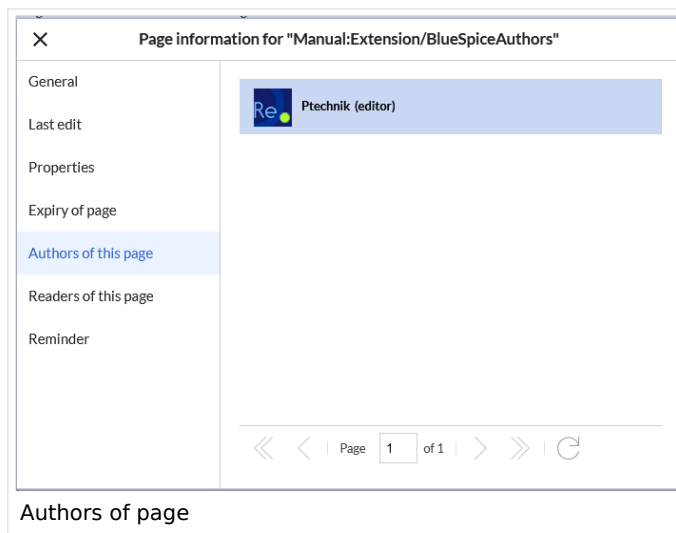
In the [Config manager](#) you can change if authors are shown on the Page information or not.



Output

BlueSpiceAuthors, together with *BlueSpiceArticleInfo* and *BlueSpiceReaders*, is part of the *Page information* in the quality management tools.

Display authors: Show or hide authors on the page information page.



Authors are listed in their role of original author or subsequent editor.

Related info

- [Reference:BlueSpiceAuthors](#)

[Technical reference: BlueSpiceAuthors](#)

7.6 Page information

Latest revision as of 17:19, 20 May 2022 (view source)

[Margit.link-rodrigue](#) ([talk](#) | [contribs](#))

Tag: [Visual edit](#)

(No difference)

Latest revision as of 17:19, 20 May 2022

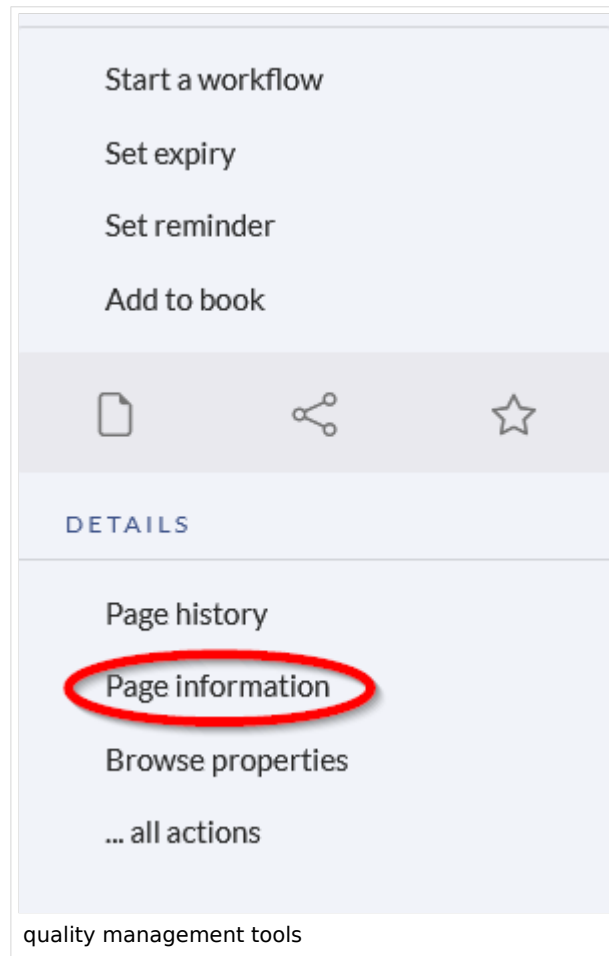
BlueSpiceArticleInfo contains meta information about a content page.

Contents

1 Viewing the page information	6
2 Configuration	6
2.1 Output	7
3 Related info	7

Viewing the page information

The list of meta information about a page is displayed in the page information of the [page tools](#).

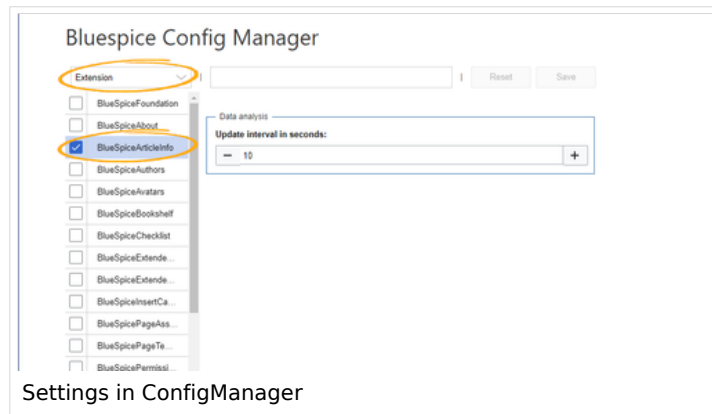


The following information is available:

- Last edit
- Properties
- Assignments
- Expiry of the page
- Authors
- Readers
- Reminder

Configuration

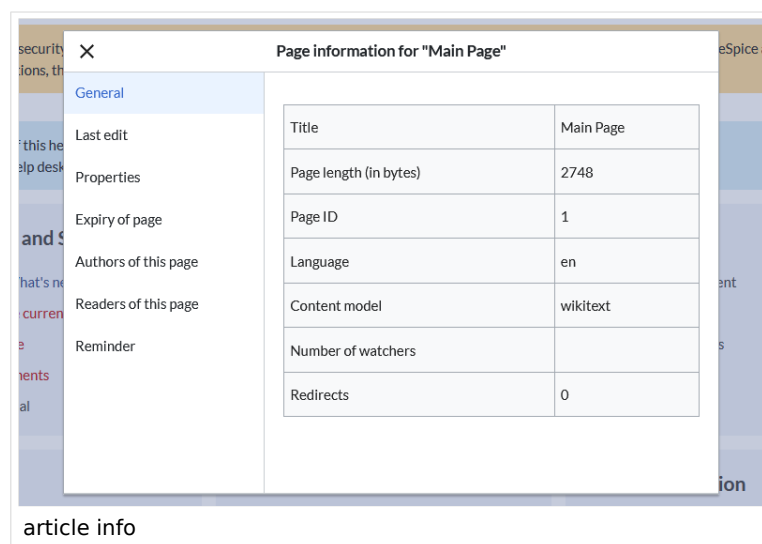
In the [config manager](#), you can change the update frequency for this information. Here, you choose *Extension* from the select menu and then *BlueSpiceArticleInfo*.



Output

BlueSpiceArticleInfo, together with *BlueSpiceAuthors*, *BlueSpiceReaders*, and *BlueSpiceExtendedSearch* is part of the *Page information* in the quality management tools.

Update interval in seconds: Sets the refresh rate for the "Last edit" value. By default, this date is updated every 10 seconds via JavaScript.



Related info

- [Reference:BlueSpiceArticleInfo](#)

[Technical reference: BlueSpiceArticleInfo](#)

Difference between revisions of "Manual:Extension /BlueSpiceAuthors"

Latest revision as of 17:16, 20 May 2022 (view source)

Margit.link-rodrigue (talk | contribs)

Tag: Visual edit

(No difference)

Latest revision as of 17:16, 20 May 2022

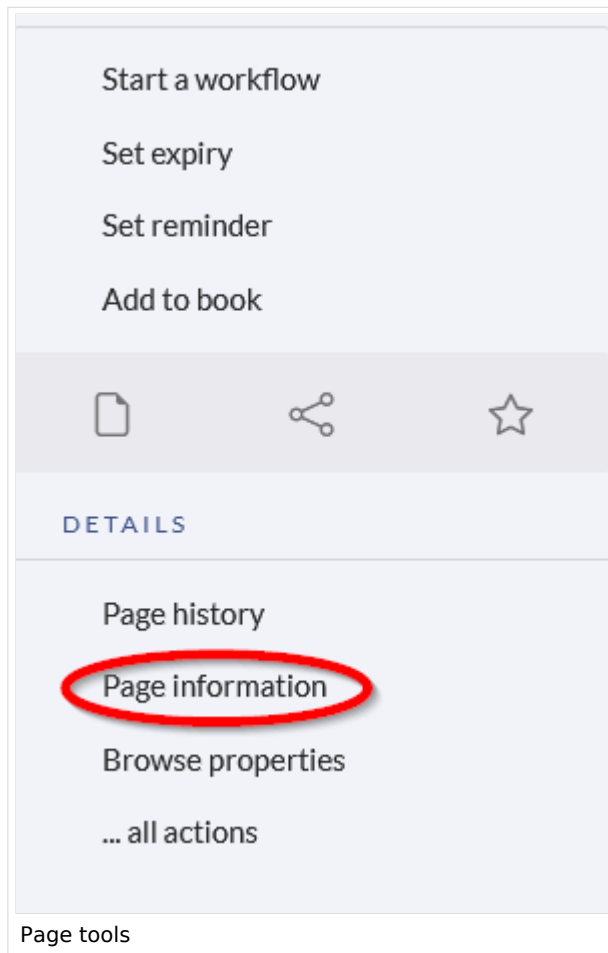
BlueSpiceAuthors displays the profile images of the users who have contributed to a wiki page.

Contents

1 Page information	9
2 Configuration	9
2.1 Output	9
3 Related info	10

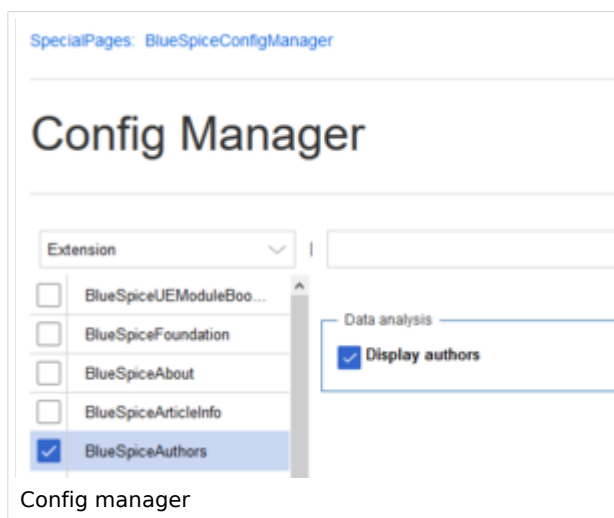
Page information

Authors of a page are listed on the *Page information* in the [page tools](#). .



Configuration

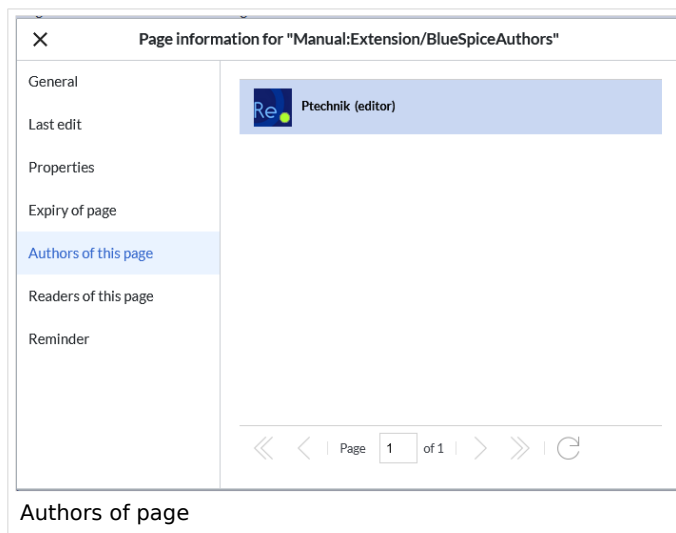
In the [Config manager](#) you can change if authors are shown on the Page information or not.



Output

BlueSpiceAuthors, together with *BlueSpiceArticleInfo* and *BlueSpiceReaders*, is part of the *Page information* in the quality management tools.

Display authors: Show or hide authors on the page information page.



Authors are listed in their role of original author or subsequent editor.

Related info

- [Reference:BlueSpiceAuthors](#)

[Technical reference: BlueSpiceAuthors](#)

6 Config manager

Latest revision as of 14:13, 1 August 2022 (view source)

[Margit.link-rodrigue](#) ([talk](#) | [contribs](#))

[Tag: 2017 source edit](#)

(No difference)

Latest revision as of 14:13, 1 August 2022

Contents

1	Layout	12
1.1	Filter options	12
1.2	Searching for settings	12
2	Settings by extension	13
2.1	BlueSpiceFoundation	13
2.1.1	Updating logo and favicon	13
2.1.2	System	14
2.2	BlueSpiceAbout	14
2.3	BlueSpiceArticleInfo	14
2.4	BlueSpiceAuthors	15
2.5	BlueSpiceAvatars	15
2.6	BlueSpiceBookshelf	16
2.7	BlueSpiceChecklist	17
2.8	BlueSpiceExtendedSearch	17
2.9	BlueSpiceExtendedStatistics	19
2.10	BlueSpiceInsertCategory	19
2.11	BlueSpiceInsertLink	19
2.12	BlueSpicePageTemplates	19
2.13	BlueSpicePermissionManager	19
2.14	BlueSpiceRSSFeeder	19
2.15	BlueSpiceReaders	20
2.16	BlueSpiceSaferEdit	20
2.17	BlueSpiceUEModuleBookPDF	20
2.18	BlueSpiceUEModuleHTML	21
2.19	BlueSpiceUEModulePDF	21
2.20	BlueSpiceUniversalExport	22
2.21	BlueSpiceVisualEditorConnector	22
2.22	BlueSpiceWholsOnline	22
2.23	BlueSpiceExpiry	22
2.24	BlueSpiceReview	22
2.25	BlueSpiceReviewExtended	22
2.26	BlueSpiceFlaggedRevsConnector	23
2.27	BlueSpiceSocialBlog	24
2.28	BlueSpiceSocialTopics	25
2.29	BlueSpiceMatomoConnector	25
3	Related info	26

With the Config manager, a wiki user with *sysop* rights can manage BlueSpice wiki-wide settings in one place. In the **navigation**, it is located under *Global navigations > Management > Config manager*. This link loads the page *Special:ConfigManager*.

Layout

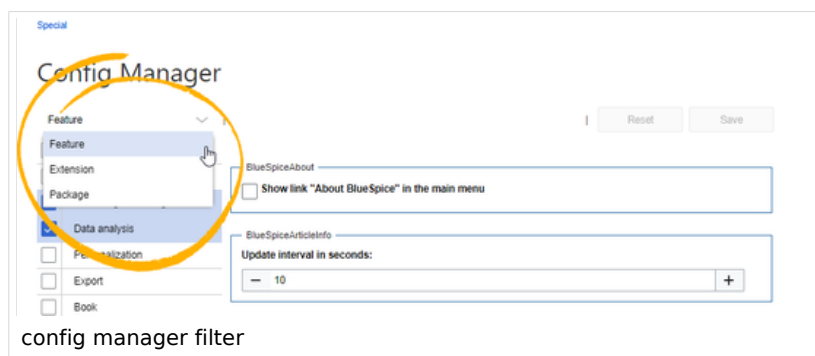
Filter options

All settings can be accessed through the following filter options:

Feature: group by type of functionality the setting belongs to (search, administration...)

Extension: group by extension name

Package: group by BlueSpice edition and services (BlueSpice free, BlueSpice pro, Matomo)



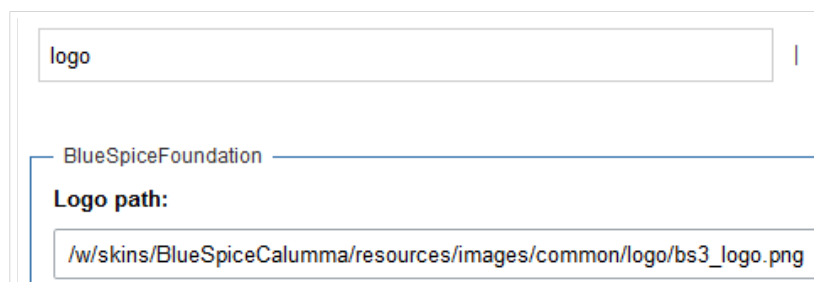
All settings are available in any type of grouping. Changing the grouping type does not add or remove setting options. It just groups them differently. After settings are adjusted, they can be saved by clicking *Save*, or cancelled by clicking *Reset*.

Note: If a server administrator has configured a setting to no longer be writable, it will be shown as greyed-out in the config manager. You will have to talk to your server administrator about changing such a setting.

Searching for settings

A search bar is located above the list of settings. Type in a keyword such as "logo" to find the corresponding setting. The search returns settings regardless of the currently selected group.

Note: The search field has to be empty if you want to see the filter menu instead of the search.



Config manager search box

Settings by extension

BlueSpiceFoundation

Updating logo and favicon

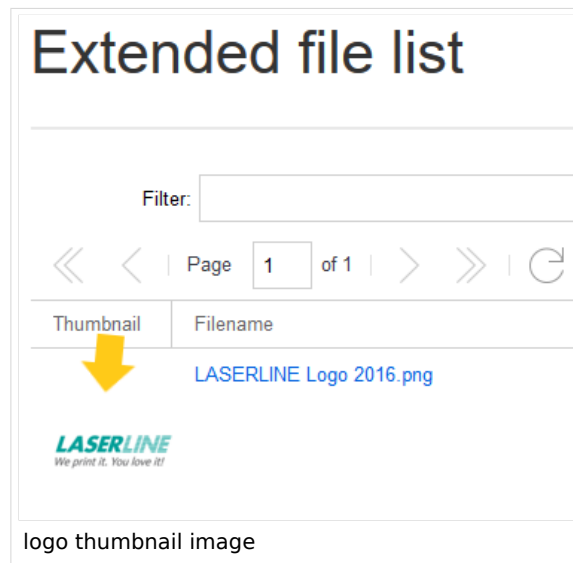
Logo path: The logo image should be stored in the /images folder of your installation. If you store it in the /skins folder of your BlueSpice installation, it could be overwritten with an upgrade.

To upload the logo directly in the wiki:


Upload the logo on the page *Extended file list* (*Special:ExtendedFilelist*). This is a link under the *Global actions* navigation.

Search for the logo name in the extended file list.

Click on the thumbnail image of the logo. This opens the logo on a separate page.



Copy the relative logo path from the address bar. In a typical Wiki configuration, this path starts with */w/...*



Paste the logo path into the text field for the logo.

Click *Save*.

Refresh the page (Strg+F5).

If the uploaded logo is too large, you can add the following code snippet to the page *MediaWiki:Common.css*. This automatically adjusts the image to the height of the main toolbar:

```
.bs-logo a {background-size: contain;}
```

Favicon path: The favicon image should be stored in the */images* folder of your installation. If you store it in the */skins* folder of your BlueSpice installation, it could be overwritten with an upgrade. [Favicon images](#) have the file extension *.ico*.

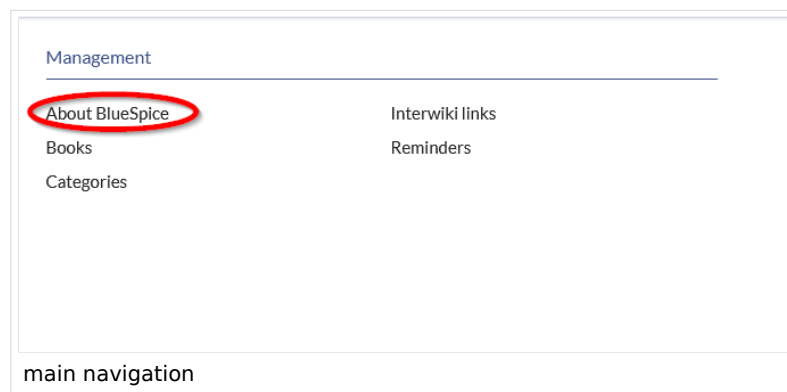
System

Allowed file extensions: For security reasons, the types of files that users can upload are restricted. Here, you can allow additional file formats. If a file format is blacklisted in the server configuration, adding this file extension here will not allow this file type to be uploaded. See mediawiki.org/wiki/Manual:Page_title for more info.

Allowed image extensions: The standard web image types are listed here. In general, you want to restrict image uploads to web images. See developer.mozilla.org/en-US/docs/Web/Media/Formats/Image_types for more on browser-supported image types.

BlueSpiceAbout

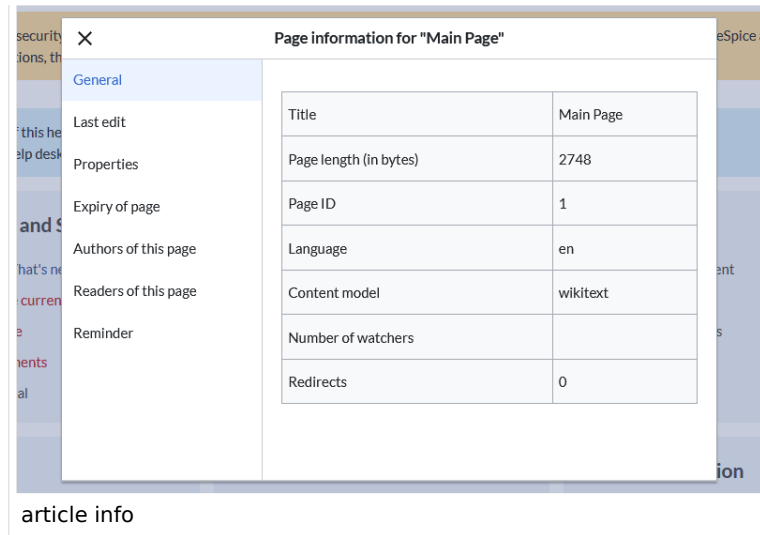
Show link "About BlueSpice" in the main menu: Shows or hides the link to the page [AboutBlueSpice](#) in the main navigation.



BlueSpiceArticleInfo

BlueSpiceArticleInfo, together with *BlueSpiceAuthors*, *BlueSpiceReaders*, and *BlueSpiceExtendedSearch* is part of the *Page information* in the quality management tools.

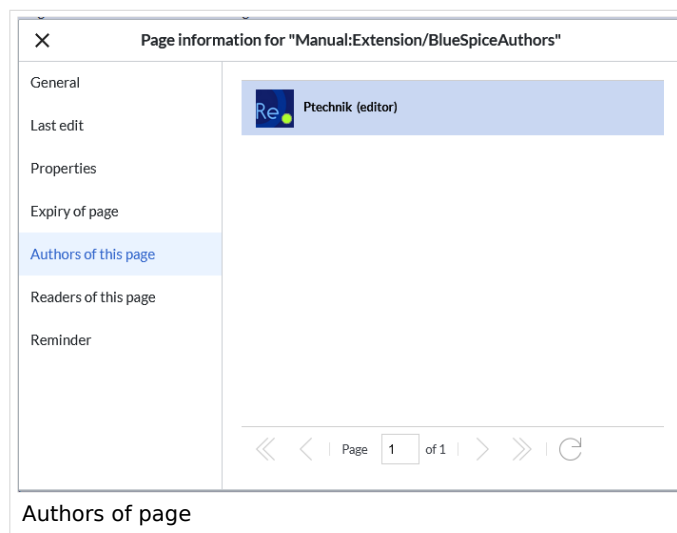
Update interval in seconds: Sets the refresh rate for the "Last edit" value. By default, this date is updated every 10 seconds via JavaScript.



BlueSpiceAuthors

BlueSpiceAuthors, together with *BlueSpiceArticleInfo* and *BlueSpiceReaders*, is part of the *Page information* in the quality management tools.

Display authors: Show or hide authors on the page information page.




BlueSpiceAvatars

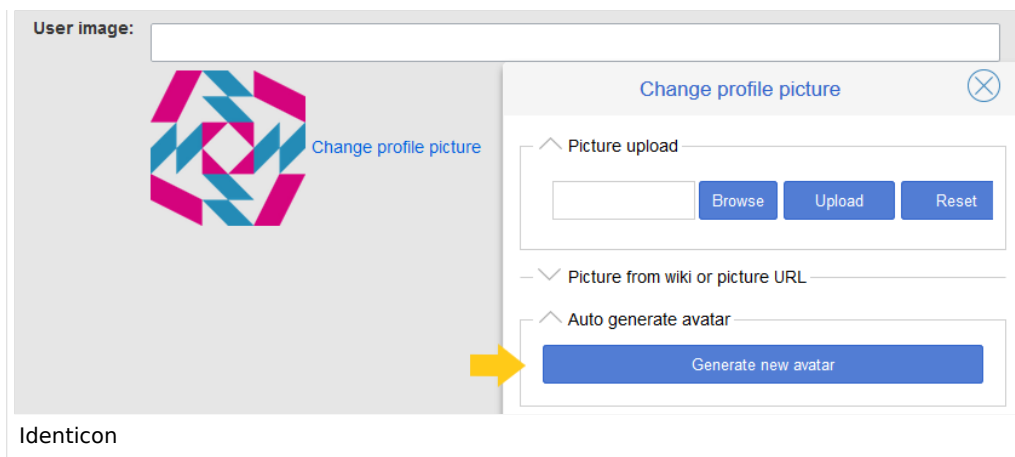
An avatar image is automatically generated if the user does not upload a profile picture or if the user decides to create an avatar image in the preferences.

Generator

InstantAvatar: Generates an avatar image based on using the initials of the Real name or the Username

Identicon: Generates an avatar image based on parts of the user's IP address.

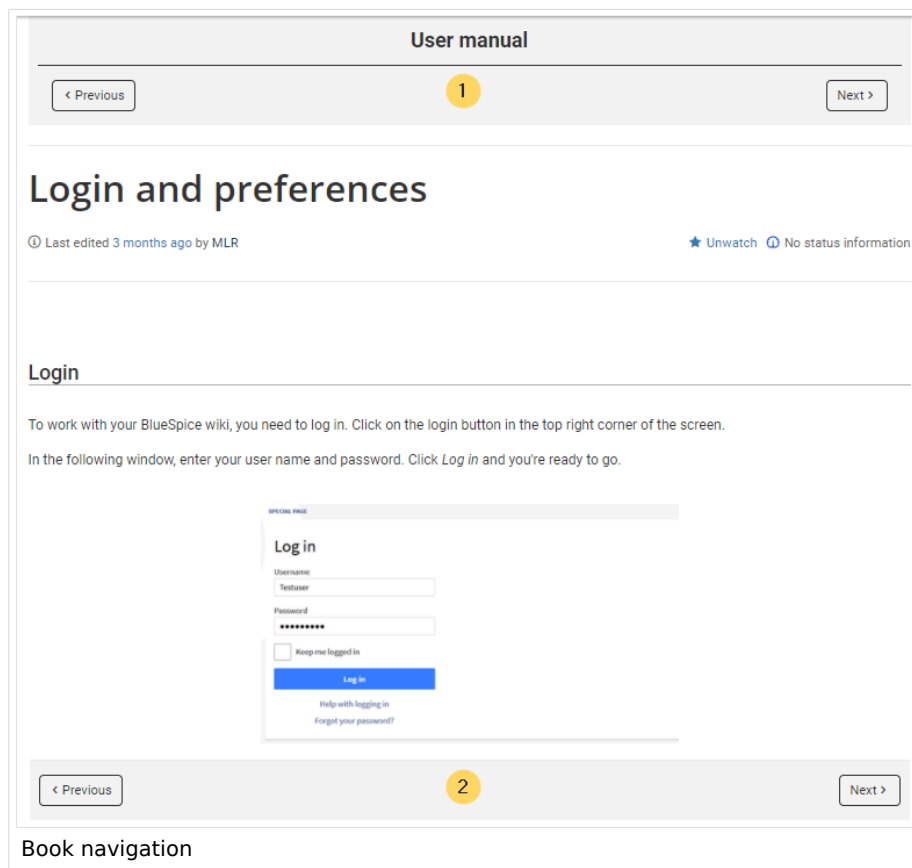





BlueSpiceBookshelf

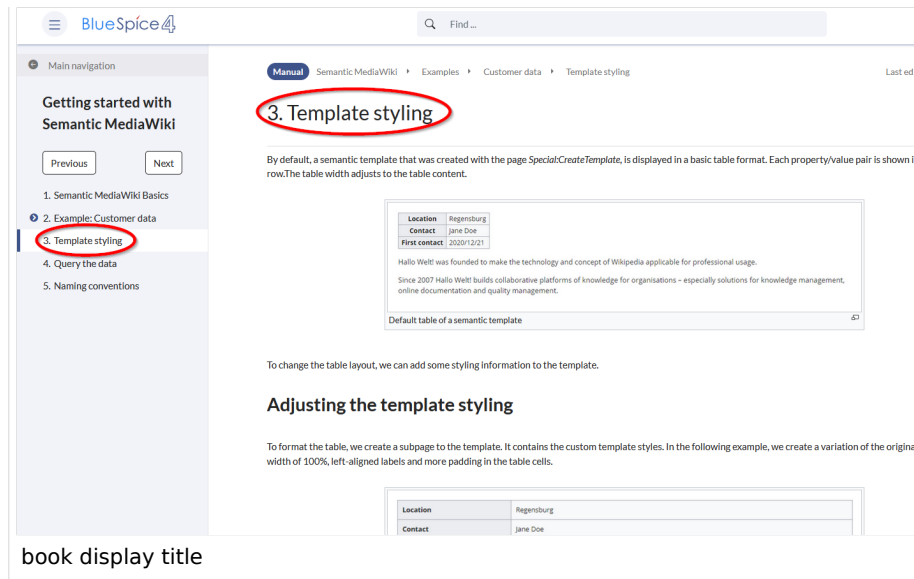
Show book chapter pager after content: Displays previous/next book page navigation at the end of each book page. (1)

Show book chapter pager before content: Displays previous/next book page navigation at the beginning of each book page. (2)



Use the display title from book source on article: Shows the title from the book navigation as page title instead of the page name.



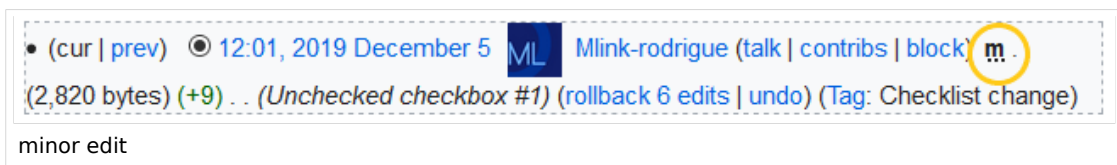


Note: If the page additionally contains a `{{DISPLAYTITLE}}` tag, the display title of the page is shown instead of the book title.

Prepend article table of contents and headlines with book numeration
Supress namespace prefix of book articles in output

BlueSpiceChecklist

Mark checklist changes as minor edit: If this setting is active, changes to a checklist (for example, checking a checkbox) in view mode are logged as minor edits. If this setting is inactive, a change to the checklist is recorded as a regular version in the page history.



BlueSpiceExtendedSearch

External file paths: External locations to scan for and index files from. These locations are entered in key /value pairs of Physical path and URL prefix.

Physical path: Storage path. For mounted drives, for example: *X:|Documents*

URL prefix: All files indexed from the indexed physical location are prefixed in the search results. It should be used if files are available from a web server. By default, the URL prefix is set to the same value as *Physical path*.

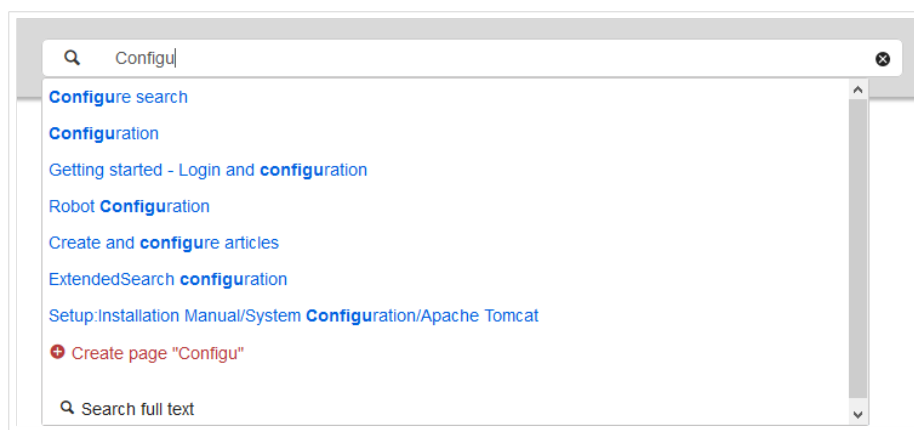
Examples for external file paths

Example file	Phys. Path	URL Prefix	Link in results list
		file:///S:/	file:///S:/Sales/Info/glossary.pdf

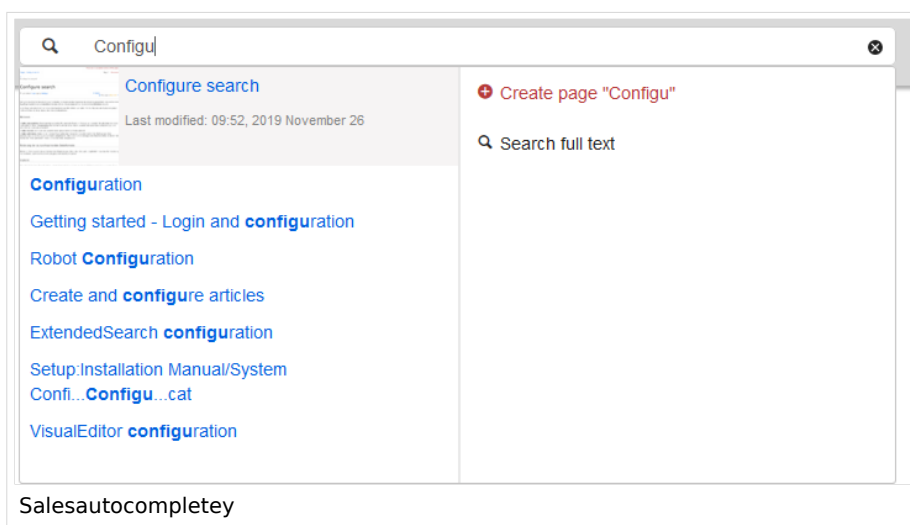
Example file	Phys. Path	URL Prefix	Link in results list
S:\Sales\Info\glossaryy.pdf	S:\	https://sharepoint /Sales/ documents/	https://sharepoint/Sales/ documents/Sales/Info /glossary.pdf
		https://intranet /showdocs inline.aspx?path=	https://intranet/showdocsinline. aspx? path=/Sales/Info/glossary.pdf
/var/www/bluespice/w /mounted_ share/Sales/Info /glossary.pdf	/var/www /bluespice/w/ mounted_share/		https://wiki.company.local/w /mounted_ share/Sales/Info/glossary.pdf

Add an external file path: (1) confirm the checkmark and (2) save the settings.

Use simple autocomplete: forces a more compact autocomplete (1-column Sales thumbnail preview).



compact autocomplete



Automatically set language filter: This setting applies to multi-languageSalesIt returns search results for a user only in the user's language. Users can set their language in their [preferences](#).

Exclude patterns: Files at external file locations can be excluded from search based on regular expression patterns.

BlueSpiceExtendedStatistics

Exclude these users: Some user groups, like WikiSysop can skew the statistics, for example the statistics for search queries or because they complete automated maintenance tasks. These types of user groups can be excluded from the statistical results.

Maximum number of interval steps: Sets the size of the x-axis for the results. For a few days, select the interval *Day* or *Calendar Week*, for periods over one year, select *Year* or *Month*. If you do not get any results for your query, try to adjust the interval accordingly.

BlueSpiceInsertCategory

Insert category with its parents

Set page categories as default in upload dialog

BlueSpicinsertLink

Allow unmapped links

Allowed locations for external files

Filesystem prefix

Web accessible prefix:

BlueSpicePageTemplates

Force target namespace: Die Seite wird immer im mit der Vorlage verbundenen Namensraum erstellt, unabhängig davon, was bei der Seitenerstellung als Namensraum angegeben wird.

Hide default templates: Hides the default *Empty page* template.

BlueSpicePermissionManager

Backup limit: Sets the number of backups for the permissions manager. Each time the page *Special:PermissionManager* is saved, a backup is created. If the backup limit is set to 5, the last five versions of the permissions configuration are saved as backups.

BlueSpiceRSSFeeder

URL whitelist: RSS feeds need to be whitelisted here by an administrator before they can be displayed in a wiki page.

Maximum number of allowed redirects: If there are URL redirects for any of the whitelisted URLs, the number of redirects needs to be adjusted (usually to 1 or 2).

BlueSpiceReaders

Number of readers to display: Sets the number of readers that are displayed on the Page information in the Quality management tools.

displays readers of the page

BlueSpiceSaferEdit

Interval for lookup for concurrent editings: Sets the time in seconds for checking if another person is editing the page.

Show name of current editor: Shows or hides the name of the user who is currently editing the page.

BlueSpiceUEModuleBookPDF

Table of Contents

Only article titles (indent by grade): Only shows the article titles in the main contents table of the PDF.

Table of contents	
1 Introduction	3
2 Wiki pages model	4
3 User rights	7
3.1 Group manager	15
3.2 Permission manager	18
3.3 User manager	24
4 Namespace manager	28

PDF table of contents without article TOCs

Embed article TOCs (No indent of article titles): Shows the table of contents for each article in the main contents table of the PDF.

Table of contents	
1 Introduction	5
2 Wiki pages model	6
1 The pages modell	6
2 Page types	6
2.1 Special page	6
2.2 Content page	7
2.3 Wiki page	7
2.4 Category page	8
2.5 File / image (description) page	8
3 User rights	9
3.1 Group manager	17
1 Accessing the group manager	17
2 Functionality	18
3 Assigning roles and users to groups	18

Embed article TOCs

BlueSpiceUEModuleHTML

Hide namespace prefix in PDF: If activated, the namespace is shown in the HTML main heading.

Note: If the page contains a "displaytitle" tag in the page source, the page display title is shown and this setting has no effect.

BlueSpiceUEModulePDF

Hide namespace prefix in PDF: If activated, the namespace is shown in the PDF main heading for a page.

Manual:Extension/BlueSpiceGroupManager	
Contents	
1 Accessing the group manager	1
2 Functionality	1
3 Assigning roles and users to groups	2
4 Related info	2

namespace in heading

Note: If the page contains a "displaytitle" tag in the page source, the page display title is shown and this setting has no effect.

BlueSpiceUniversalExport

Metadata (standard, JSON): Additional data to be passed to the rendering template in JSON format. This data can be used in the export template. The template itself is maintained server-side.

Metadata (override, JSON): Allows overriding standard data sent to the rendering template in JSON format. Values that are set by default can be overridden with this option.

BlueSpiceVisualEditorConnector

Enable VisualEditor for BlueSpice extensions

Configuration variable to use a simplified save process

Upload type

Original (Here a confirmation of the rights of use/upload is obtained, file name and namespace of the file can be changed, a category can be assigned and a description of the file **MUST** be given).

Simple (No confirmation of required rights is obtained here, the name and namespace of the file can be changed, a description and a category can be assigned, but does not have to be specified)

One click (No confirmation about required rights is obtained here, the image cannot be renamed and no category can be assigned. Only the namespace can, but does not have to be adjusted before uploading)

BlueSpiceWholsOnline

Time in seconds until a user is marked as offline: The system checks every x seconds if a user logged out and no longer displayed as online. This can be less frequent than the update interval for newly logged-in users.


Update interval in seconds: The system checks every x seconds for users.

BlueSpiceExpiry

Show watermark for expired pages in PDF: Shows the watermark for expired pages in PDFs.

Show watermark for expired pages in print version: Shows the watermark for expired pages when a page is printed.

Show watermark for expired pages: Shows a watermark on the page itself.



BlueSpiceReview

Only the owner of a review can change it: If this is unchecked, any user with edit rights can update a workflow.

BlueSpiceReviewExtended

Workflow will be added to page history: This enables that workflow votes are listed under the page history with the corresponding version.

- (cur | prev) • 15:00, 17 September 2019 FB Fbaeckmann (talk | contribs | block) m . . (802 bytes) (+5) . . (Text replacement - "edition=BlueSpice |active" to "edition=BlueSpice free |active")

1. 👁 Mlink | 14:22, 9 December 2019 | Type: Flagging | "Rodrigue: first reviewer ⇒ Mlink: Everything is correct."
2. 👁 Helpdesk | 14:47, 9 December 2019 | Type: Flagging | "Rodrigue: all content ⇒ Helpdesk: Info about configuration is incorrect. Get with John from It. He should have the latest info."

[Reviewed: 14:22, 9 December 2019 | Mlink]

workflow log entries in page history

BlueSpiceFlaggedRevsConnector

Export

The export settings affect how the pages of a book are generated in the PDF export.

Bookshelf: List accepted revisions log: Shows a log of stable page versions of pages in the PDF and when these pages were put into accepted status. If editors did not provide a comment when accepting the page, the *Stable comment* field for a revision is empty.

Stable date	Page	Stable comment
18.11.2019	Permission matrix	
18.11.2019	Permission matrix	
15.11.2019	Wiki pages model	
14.11.2019	Permission manager	
14.11.2019	Group manager	

accepted revisions log

Bookshelf: List pages without stable revision: Displays a list of PDF pages at the beginning of the PDF that only exist as a first draft and have no released version.

Not stable pages

QM:Checklists

Pages without acceptance feature

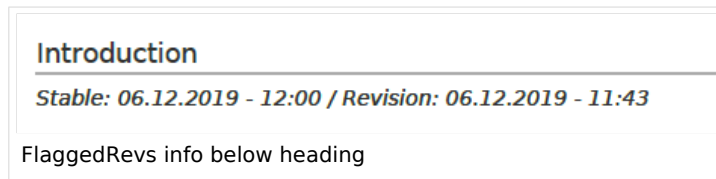
Bookshelf: List pages without FlaggedRevs: Displays a list of PDF pages that do not have a release mechanism at the beginning of the PDF.

Not FlaggedRevs namespace

- Introduction
- Wiki pages model
- User rights
- Group manager

Pages with no FlaggedRevs feature.

UEModulePDF: Show FlaggedRevs info below main heading: Prints the latest revision dates (last acceptance and last edit date) below the heading.



Quality assurance

Automatically set the page to stable, when the workflow was finished successfully: The workflow ends with setting the page status to stable. (this setting is available until version 3.1)

Automatically delete the workflow, when a page was marked as stable: The workflow is deleted.

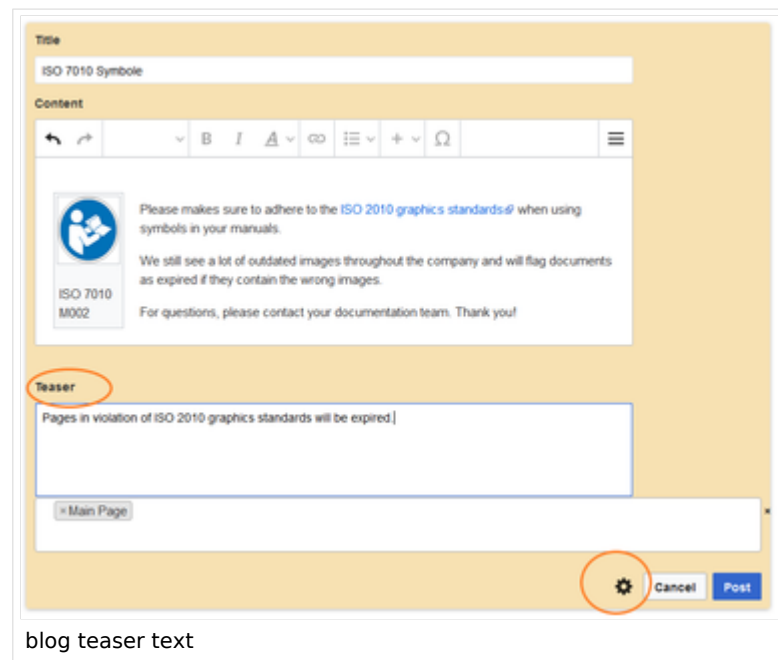
Show unstable pages for following groups: If the group *user* is removed from the *BlueSpiceFlaggedRevs* configuration, users in this group will not be able to see draft versions when they are added as reviewers in a review process. When the group *user* is removed, only *sysop* and *reviewer* users can access drafts. If you want other groups, for example *editor*, to see draft versions, you need to add them to the configuration. If no user groups are specified in the configuration field, not even reviewers and sysops users will see a visual status indication of a page. They will have access to drafts through the revision history for the page instead.

Searching and Navigation

Indexing only stable versions: Draft versions are excluded from the search results. If a page does not have a stable version, it is not shown as a search result.


BlueSpiceSocialBlog

Use teaser text for blog entries in the timeline: When you create a blog entry, you can create a teaser text for it by clicking the cogwheel symbol in the blog entry form. If this setting is active, the teaser text will be shown on the page *Special:Timeline* instead of the first part of the content.

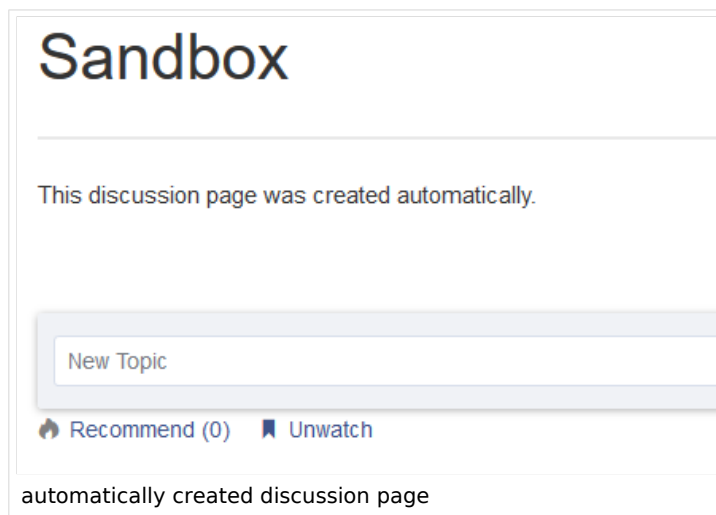


BlueSpiceSocialTopics

Automatically create all discussion pages. If a user creates the first discussion topic for a page using the link in the page footer of a wiki page, the needed discussion page is automatically created first.



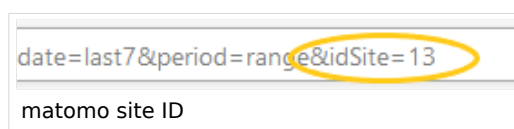
A message "This discussion page was created automatically" is inserted on the discussion page.



If this setting is deactivated, the user is directed to the "Create page" default page first

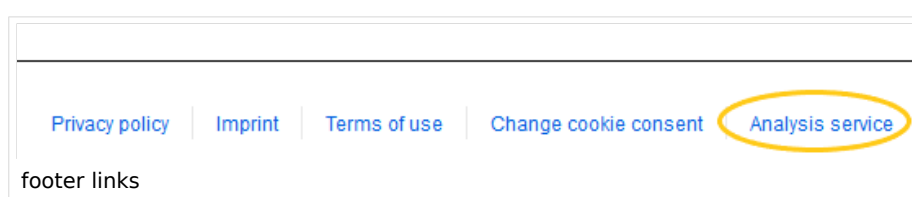
BlueSpiceMatomoConnector

Site ID: Matomo ID of the wiki. You can find the site ID as a url parameter in the browser address bar when you are logged into Matomo.



Base url: The url to your Matomo installation.

Show opt-out link in footer: Displays a link in your wiki footer, usually named *Analysis service*.



On the Analysis service page, there is a checkbox that allows a user to opt-out from being tracked for analysis purposes.

You may choose to prevent this website from aggregating and analyzing the actions you take here. Doing so will protect your privacy, but will also prevent the owner from learning from your actions and creating a better experience for you and other users.

You are not opted out. Uncheck this box to opt-out.

Matomo opt-out checkbox

Related info

- [Reference:ConfigManager](#)

[Technical reference: BlueSpiceConfigManager](#)

Difference between revisions of "Reference: BlueSpiceAuthors"

[Latest revision as of 08:45, 8 August 2022 \(view source\)](#)

[Margit.link-rodrigue](#) ([talk](#) | [contribs](#))

(No difference)

Latest revision as of 08:45, 8 August 2022

Extension\: BlueSpiceAuthors

[all extensions](#)

Overview			
Description:	Displays the profile picture for authors of a page		
State:	stable	Dependency:	BlueSpice
Developer:	HalloWelt	License:	GPL-3.0-only
Type:	BlueSpice	Category:	Data Analysis
Edition:	BlueSpice pro, BlueSpice free, BlueSpice Farm, BlueSpice Cloud		

Overview

[View help page](#)

Features

BlueSpiceAuthors displays the profile images of the users who have contributed to a wiki page. They are listed on the *Page information*, which can be accessed from the quality management tools.

Image selection: The image shows the profile image that a user is currently using.

Avatar: If a user has not uploaded a profile picture, a personalized avatar is shown.

Deleted users: If users are not registered or were deleted since they made the contribution, an image with a yellow question mark is displayed.

Interaction: Hovering over the profile picture shows the user name. The image links to the user's profile page.

Users with admin rights can set in the [Config manager](#) if and how many authors should be shown on the page information. If there are more authors than configured, a pagination is being generated.

The display of authors can be suppressed with the behavior switch `__NOAUTHORS__` on an individual wiki page. It can be placed anywhere in the source code.

Technical Information

This information applies to BlueSpice 4. Technical details for BlueSpice Cloud can differ in some cases.

Requirements

MediaWiki: 1.35.0

BlueSpiceFoundation: 4.0

Integrates into

BlueSpiceArticleInfo

Special pages

Configuration

Name	Value
AuthorsBlacklist	array (0 => 'MediaWiki default',)
AuthorsNamespaceBlacklist	array (0 => 6, 1 => 7, 2 => 8, 3 => 9, 4 => 14, 5 => 15,)
AuthorsShow	true

API Modules

bs-pageauthors-store

Hooks

[BSInsertMagicAjaxGetData](#)

[GetDoubleUnderscoreIDs](#)

[StandardDialogsRegisterPageInfoPanelModules](#)

Accessibility

Test status:	2-testing complete
Checked for:	Web
Last test date:	2022-08-08
WCAG level:	AA
WCAG support:	does not support (workaround: no)
Comments:	Screenreader: Online status of users is not announced. Other than that avatar has no other functionality to test since it is decorative. erm: 29473
Extension type:	extended
Extension focus:	reader

Difference between revisions of "User:Ptechnik"

Latest revision as of 13:27, 14 December 2021 ([view source](#))

[Ptechnik](#) ([talk](#) | [contribs](#))

([create user page](#))

(No difference)

Latest revision as of 13:27, 14 December 2021