

Contents

1. File:Manual:preferences-email.PNG	2
2. Manual:Preferences	2
3. User:Ptechnik	20

File:Manual:preferences-email.PNG

One revision of this difference (18092) was not found.

This is usually caused by following an outdated diff link to a page that has been deleted. Details can be found in the [deletion log](#).

File history

Click on a date/time to view the file as it appeared at that time.

	Date/Time	Thumbnail	Dimensions	User	Comment
current	10:37, 20 December 2021		450 × 99 (15 KB)	Byedaktion (talk contribs)	

You cannot overwrite this file.

File usage

The following page uses this file:

- [Manual:Preferences](#)

Metadata

This file contains additional information, probably added from the digital camera or scanner used to create or digitize it.

If the file has been modified from its original state, some details may not fully reflect the modified file.

Horizontal resolution	37.79 dpc
Vertical resolution	37.79 dpc
File change date and time	09:58, 28 November 2019
PNG file comment	<ul style="list-style-type: none">File source: https://en.wiki.bluespice.com/wiki/File:Manual:preferences-email.PNG
Software used	<ul style="list-style-type: none">https://imagemagick.org

Personalization

Latest revision as of 13:18, 12 July 2023 ([view source](#))

[Margit Link-Rodrigue](#) ([talk](#) | [contribs](#))

No edit summary

[Tag](#): 2017 source edit

(No difference)

Latest revision as of 13:18, 12 July 2023

Contents

1	Accessing preference settings	6
2	User profile	6
2.1	Basic Information	6
2.2	Internationalisation	6
2.3	Signature	6
2.4	Email options	6
2.5	WebDAV	7
3	Appearance	7
3.1	Skin	7
3.2	Reading preferences	7
3.3	Date format	7
3.4	Time offset	7
3.5	Files	7
3.6	Diffs	9
3.7	Advanced options	9
3.8	Bookshelf special page	10
3.9	Context menu	10
3.10	Dashboards	11
3.11	Video player	11
3.12	Timeline	11
4	Editing	11
4.1	General options	11
4.2	Editor	12
4.3	Preview	13
4.4	Reminder	14
4.5	Timeline	14
5	Recent changes	14
5.1	Display options	14
5.2	Advanced options	15
5.3	Changes shown	15
5.4	Edit review	15
6	Watchlist	16
6.1	Edit watchlist	16
6.2	Display options	16
6.3	Advanced options	16
6.4	Changes shown	17
6.5	Watched pages	17
6.6	Token	18
7	Notifications	18
7.1	Email options	18
7.2	Notify me about these events	19

7.3	New message indicator	19
7.4	Notifications on namespace events	19
7.5	Notifications on categories	19
7.6	Review	19
8	Extended Search	19
9	Semantic MediaWiki	19
10	Resetting all preferences	20

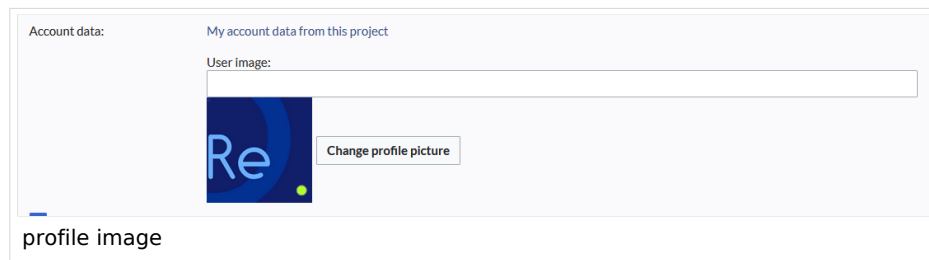
Accessing preference settings

1. **Click** on the user menu.
2. **Click** *Preferences*. This opens the preferences page with multiple tabs.

Alternatively, you can access the page *Special:Preferences* directly.

User profile

Basic Information



- **Real name:** This name is shown throughout the wiki. When users hover over your real name, your profile picture and contact information is shown.
- **Change password:** If your wiki is not connected with the central authentication system of your company, you can manage your password here.
- **User image:**
 - *User image* text field: Enter the webaddress of a picture on another website and click *Save* at the bottom of the page. The profile picture points directly to the external image:
 - *Change profile picture* link: Upload an image to the wiki. Click *Browse* and then *Upload* to create a new profile image. If you click *Generate new avatar*, the system generates a graphic instead.
- **Privacy policy** acceptance checkbox: Select and save this checkbox setting to confirm that you accept the privacy policy. Administrators can review this setting for all users on the page *Special:Privacy_Admin*.

Internationalisation

- **Language:** Users can change their personal language that is used in the layout and menus. BlueSpice currently supports de-formal-German (formal), de-German and en-English.
- **How do you prefer to be described?** Option for setting your gender preferences.

Signature

- **Your existing signature:** shows a preview of your current signature including your profile info when you hover over the link.
- **New signature:** Enter a new name for your signature and save the *Preferences* page.
- **Treat signature as wikitext:** Your signature will be shown as text-only.

Email options

If you provide an email address, you can specify to receive email notifications in addition or in place of wiki notifications. As long as the email address is not confirmed, the system will not send emails. This also affects the settings in the [Notifications](#) tab.

WebDAV

This link is used as mounting path to your wiki. It only works if your server administrator has configured a WebDAV connection. By default, no WebDAV connection is configured.

Appearance

Skin


If your system has more than one skin installed, you can select one here. It only affects your view. All other users see the skin that is selected in their preferences.

Reading preferences

Page previews: You can set if you want to see the first lines of an article as a tool tip before you click on a link. This functionality is provided by the extension [Popups](#).

Date format

You can set how you would like to see the timestamp on wiki pages, for example the timestamp of a user signature on a discussion page.



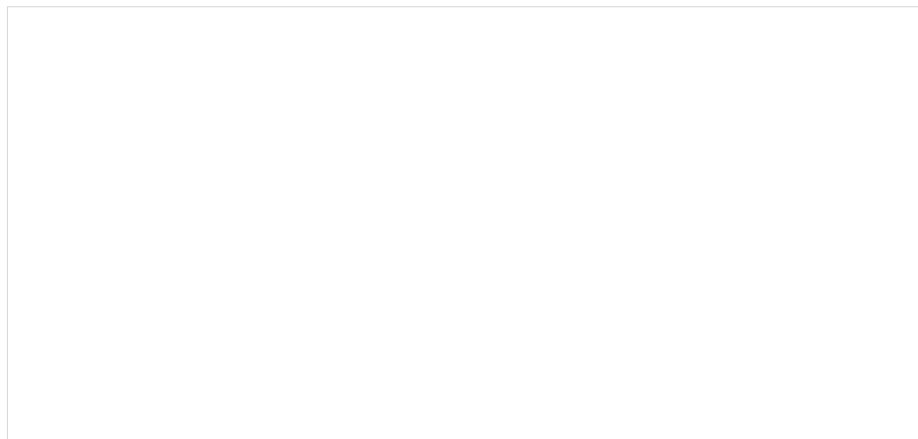
Rodrigue (talk) 09:10, 3 December 2019 (CET)

Time offset

- **Server time:** Shows the server time so that you can compare it to your local time.
- **Local time:** Shows the time set in the time zone setting.
- **Time zone:** When you select a time zone, your local time will be shown throughout the wiki wherever there is a timestamp.

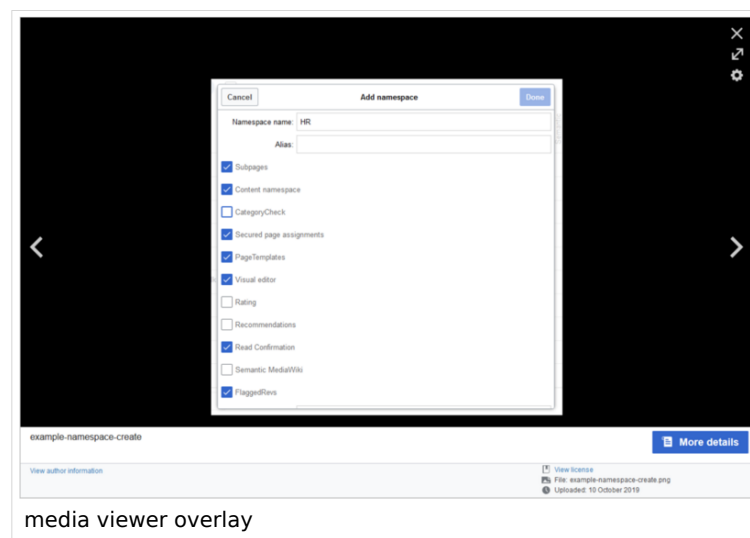
Files

- **Image size limit:** Sets the maximum size of the preview image on the file description page.





- **Thumbnail size:** Sets the size of the thumbnail image on a page if no custom size is specified in the image settings.
- **Enable Media Viewer:** If this checkbox is not selected, image links on a page will load the file description page rather than the media viewer overlay.



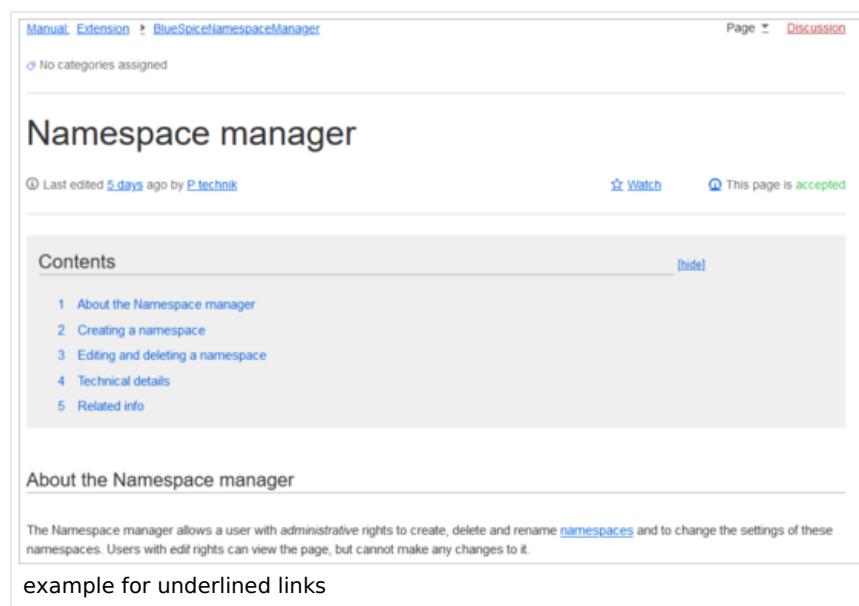
Diffs

Diffs are a comparison view between different versions of a page. They are accessible from the version history of a page. You can select two versions for a comparison and then click *Compare selected revisions* to view the differences.

- **Do not show the page content below diffs:** Turns off the display of the current page preview below the differences view.
- **Don't show diff after performing a rollback:** After an administrator does a rollback of a page, the difference between the previous latest and the current latest version is shown by default. If turned off, the rollback loads the current page directly instead.
- **Don't show the revision slider:** By default there is a collapsed interactive graph of the revision history. This graph can be deactivated.

Advanced options

- **Link underlining:**
 - *Always:* Underlines all links in the content area of a page, even if the selected skin specifies no underlining. The table of contents is not affected by this setting.



- *Never:* Never underlines links in the content area of a page, even if the selected skin specifies underlining.
 - *Skin or browser default:* Keeps the link settings as specified in the skin.
- **Threshold for stub link formatting:** Determines when the target page is considered short enough to change the link color to a page that fits the threshold criteria. If you choose 50 bytes, a link to a page with less than 50 characters (including wikitext), will be marked as a stub link and be shown in a different color. This only works if your wiki skin has a separate color value for stub links defined.
- **Show hidden categories:** The categories that a page is in are normally listed on the page. A category can be hidden from this list by adding the magic word `__HIDDENCAT__` to the category page. With this setting, a user can opt to show the hidden category anyway.
- **Auto-number headings -v4.3 :** Adds heading numbers to the page headings. **Note:** The heading numbers for books are set independently by administrators in the [Config manager](#).

5 Handling and storage

If caustic soda is left unsealed in the air, it will react with carbon dioxide and form sodium carbonate. It should be stored in hermetically sealed containers.

5.1 Safe handling advice

- Use and open container with care.
- Avoid dust formation.
- Supply eye wash bottle.

5.2 Advice on protection against fire and explosion

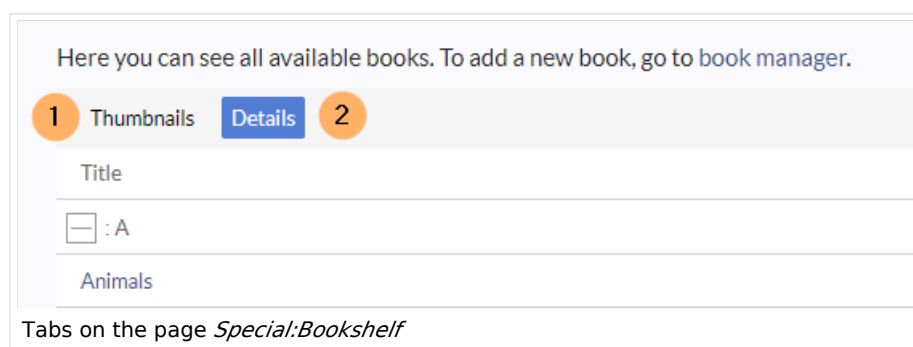
- No special actions required.

- **Show a confirmation prompt when clicking on a rollback link:** If an admin user wants to perform a rollback of multiple options from the version history of a page, the rollback is executed immediately after clicking the link by default. With this setting, the admin user needs to click on the "Rollback" link again to confirm the rollback before it is executed.

Bookshelf special page


Grid: Shows the details view (=list view) of available books by default (2)

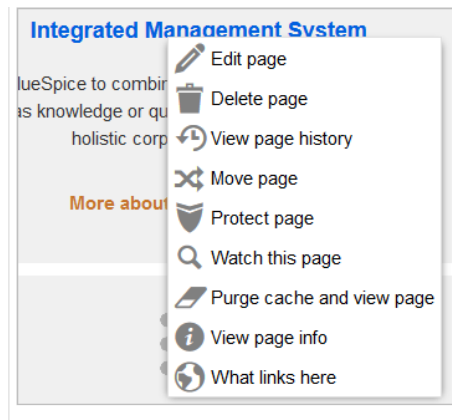
Images: Shows the thumbnails view of available books by default (1)



Context menu

Page links in the content area of the wiki show a context menu that allows to perform actions on the target page without having to go to the target page first. You can set whether you want to show the context menu with *right-click* or with *right-click + Strg*.





Dashboards

By default, the logo of your wiki links to the main page. You can change this and link to your user dashboard instead.

Video player

When a page contains a video that was inserted with the [BlueSpicePlayer](#) extension, you can set it to autoplay when you load a page.

Timeline

You can set the timestamp on the timeline entries in date format or as age.

Note: It can take up to 24 hours for all timeline entries to show the new timestamp format. When you create a new entry, you should see the changed format immediately.

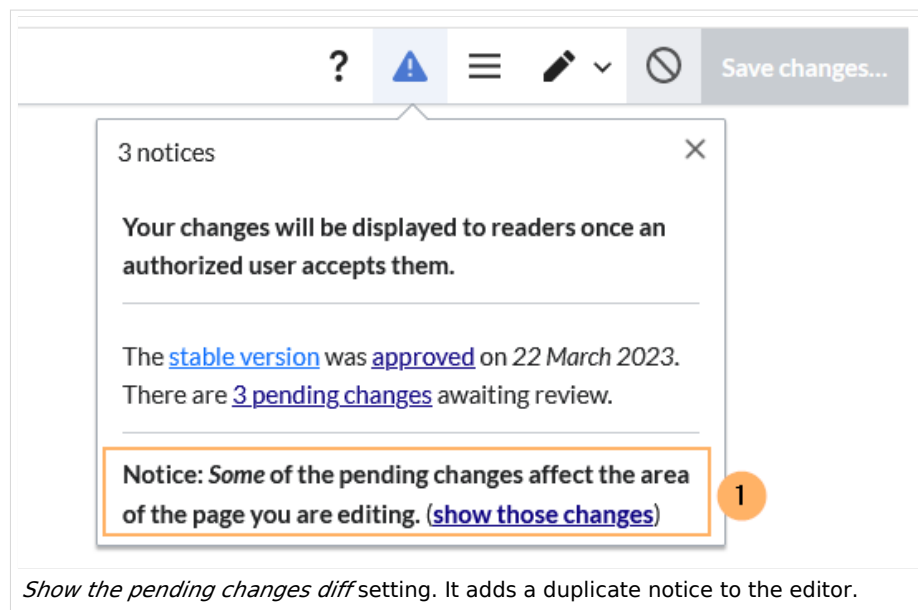


Editing

General options

- **Enable section editing by right clicking on section titles:** Right-clicking a section title with the mouse sets the page in edit mode. The specified section can be edited immediately.

- **Editing pages by double clicking (JavaScript):** Double-clicking on the page sets the page in edit mode. The double-click needs to be inside the text area of the page. Clicking in the title section of a page will not set the page into edit mode.
- **Enable the [Paragraph-based Edit Conflict Interface](#)** to resolve edit conflicts: Allows section-based merging of differences which improves the process for solving edit conflicts between users. If this setting is disabled: Users will see the source code of the latest version, a diff view between the latest and the own version, and a source diting window to manually work on the user's unsaved version.
- **Show the pending changes diff when editing pages:** In the BlueSpice 4 Discovery skin, no visual diff is shown during editing, so this setting can be ignored. It simply adds a duplicate notice about pending changes, when opening a page in edit mode:

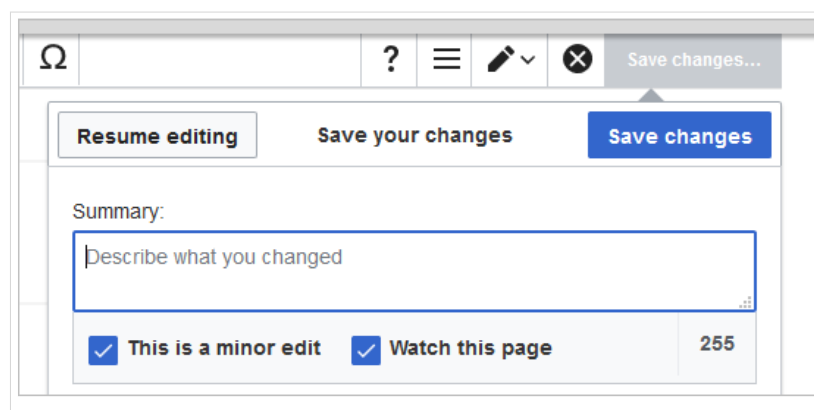


Editor

- **Edit area font style:** Displays source code in monospace, serif, or sans-serif font.

Note: This setting is ignored if the [CodeMirror](#) extension is enabled (from BlueSpice 4.2).

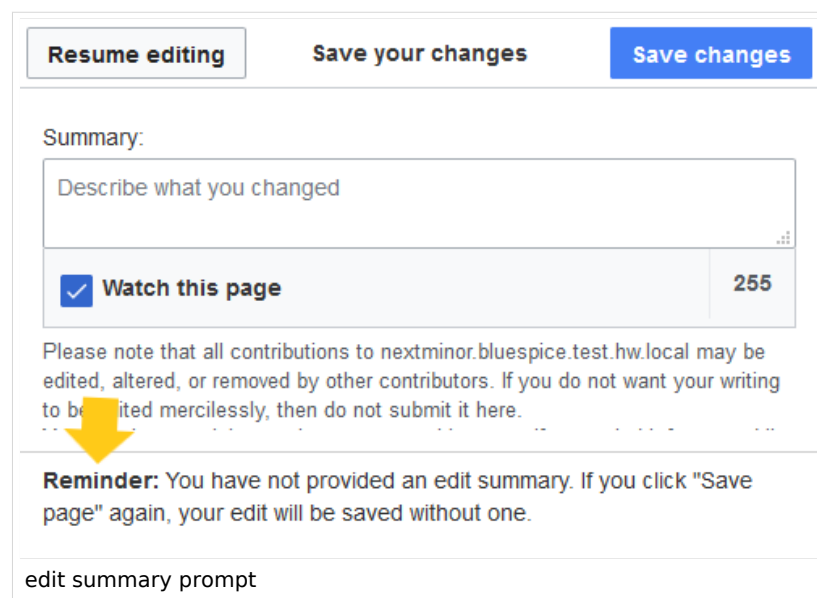
- **Mark all edits minor by default:** This automatically sets the minor flag in the save dialog. It can be selected or deselected in the save dialog on the page itself:



marking a minor edit

Note: Note: The 'Watch this page' checkbox in the save dialog can be activated or deactivated by default under the preferences tab *Watchlist* under *Advanced options: Add pages and files I edit to my watchlist*.

- **Prompt me when entering a blank edit summary:** Displays a text message when you click *Save changes* reminding you to enter a summary description. If you do not enter a description after that, the page will save without the summary the next time you click *Save changes*.



The screenshot shows the MediaWiki save dialog. At the top are three buttons: 'Resume editing', 'Save your changes', and 'Save changes'. Below these is a 'Summary:' section with a text input field containing the placeholder 'Describe what you changed'. Under the summary field is a checkbox labeled 'Watch this page' which is checked, and a counter '255'. Below this is a warning message: 'Please note that all contributions to nextminor.bluespice.test.hw.local may be edited, altered, or removed by other contributors. If you do not want your writing to be edited mercilessly, then do not submit it here.' A yellow arrow points down to a 'Reminder' message: 'Reminder: You have not provided an edit summary. If you click "Save page" again, your edit will be saved without one.' At the bottom of the dialog is the text 'edit summary prompt'.

- **Warn me when I leave an edit page with unsaved changes:** When you reload or leave a page with unsaved edits, a warning message is displayed. You can confirm to leave the page or stay on the page and save your changes.
- **Show edit toolbar:** Disables VisualEditor in visual editing mode. Disabling is not recommended, as this reverts the editor back to a previous version of MediaWiki editor.
- **Temporarily disable the visual editor while it is in beta:** You can disable visual editor while it is in [Extension:VisualEditor|beta mode](#). We recommend you do not disable VisualEditor unless you prefer to work with a previous visual editor version.

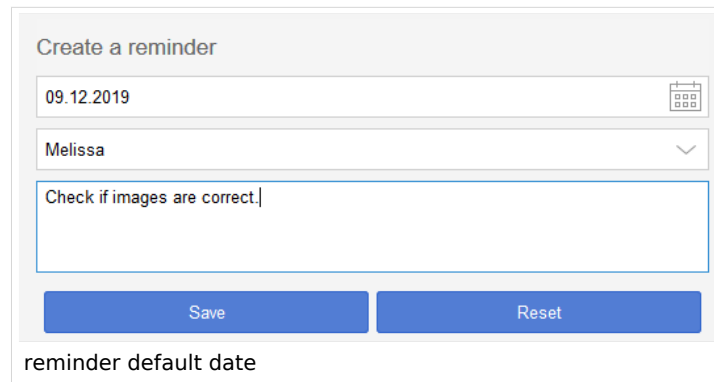
Preview

These preview settings are only applied if you have temporarily disabled VisualEditor and the edit text area is on the same page as the page preview. In BlueSpice 3.1+ you can generally ignore these settings.

- **Show preview on first edit:** The preview of the article is displayed when you click on "Edit"
- **Show preview before edit box:** If this option is deactivated, the preview will be shown under the edit form
- **Show previews without loading the page:**

Reminder

- **Default reminder period:** Prefills the date field for reminders with *current date + x days* specified here.



- **Set reminder on page creation:** When you create a new page, a reminder for that page is automatically created based on the default reminder period you entered.
- **Do not create reminder for the following namespaces:** Excludes namespaces from the automatic reminder on page creation.

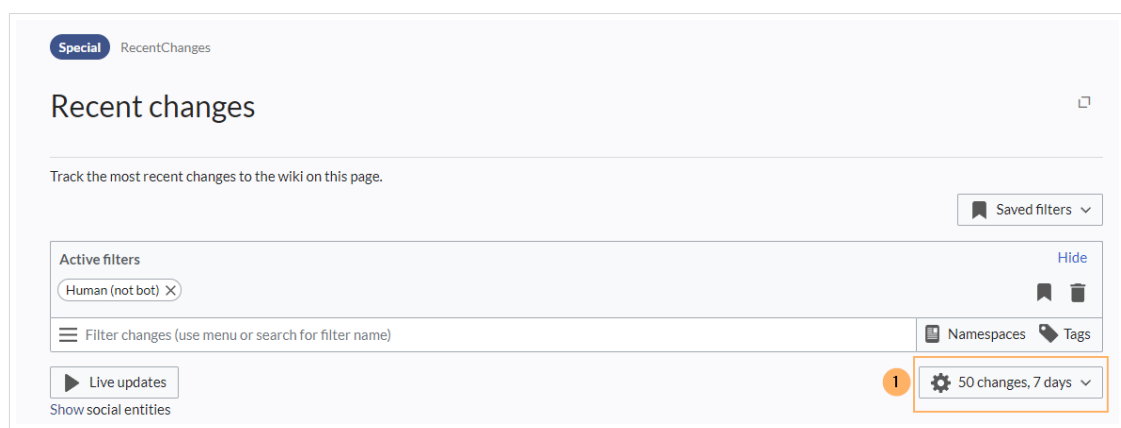
Timeline

- **Warn me when I leave an edit of an entry with unsaved changes:** If unchecked, any unsaved changes to a social entity (such as blog entry, comment, microblog or discussion topic) will be automatically lost if you navigate to a different page or reload the page before saving your changes.
- **Skip dialog on discussion creation:** Automatically creates a discussion page when a user adds a discussion directly on a page and the discussion page for the entry does not yet exist. If this checkbox is unchecked, the user has to create the discussion page first before the discussion topic can be posted.

Recent changes

Display options

- **Days to show in recent changes:** You can set how many results are displayed on the page *Recent changes*.
- **Number of edits to show in recent changes, (...) by default:** Setting for the filter (1) on the *Recent changes* page and similar log pages. The filter can be manually changed during page visits.



Recent changes default filter setting (1)

Advanced options

- **Group changes by page in recent changes and watchlist:** This view creates a collapsible view of all the changes on a page that occurred before another page was edited. All changes still count towards the number of changes that are set in the view filter for the page.

22 March 2023

▼

13:56 MLR:Test [pending edits] (2 changes | history) .. (+25) .. [WikiSysop (2×)]

13:56 (cur | prev) .. (+14) .. WikiSysop (talk | contribs | block) [rollback 2 edits]

13:55 (cur | prev) .. (+11) .. WikiSysop (talk | contribs | block)

13:42 MediaWiki:Common.js (diff | hist) .. (+276) .. WikiSysop [rollback more than 10 edits]

▶

13:23 MLR:Test1 [pending edits] (6 changes | history) .. (+104) .. [Maximilian Achterbahn (6×)]

Grouped changes

- **Use non-JavaScript interface:** Removes the advanced filter option to save filters and to color-highlight changes.

Changes shown

- **Hide minor edits from recent changes:** Hide [edits marked as minor](#) from appearing on your *Recent changes* page by default.

Edit review

These settings are provided by the extension [FlaggedRevs](#) (approval feature).



FlaggedRevs is available up to BlueSpice 4.2.

- **Basic interface:** This setting has no effect in the *BlueSpice Discovery* skin
- **When to show the stable version of content pages by default:**
 - Use the default settings for each page: This setting has no effect in BlueSpice (default settings cannot be [set by administrators on a page level](#))
 - **Always show the stable version (if there is one):** This default setting is only applied if the [FlaggedRevs](#) feature is active in a namespace. It shows the approved (stable) version by default when navigating to that page.
 - **Always show the latest version:** It is a useful settings for users with review permissions who can accept draft versions. It loads the latest revision of a page by default instead of the stable version.
- **Show the pending changes diff when viewing the latest pending version:** This setting has no effect in the *BlueSpice Discovery* skin.

Watchlist

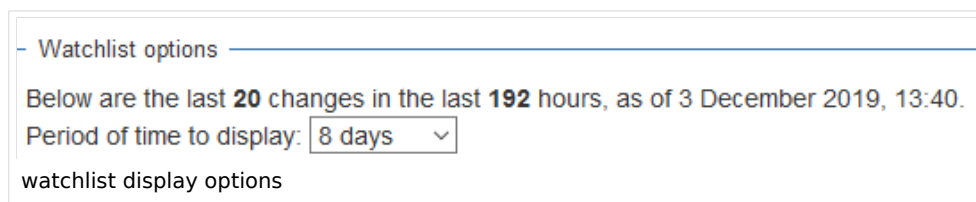
Edit watchlist

- **Edit entries on your watchlist:**
 - *View and remove titles on your watchlist:* Links to the page Special:EditWatchlist where you can manage your watchlist entries. The watchlist is organized by namespaces.
 - *Edit raw watchlist:* Links to the page Special:EditWatchlist/raw where you can remove pages by page name from a textbox. This list is also organized by namespaces.
 - *Clear watchlist:* Links to the page Special:EditWatchlist/clear where you can empty your watchlist with the click of a button.

Display options

- **Days to show in watchlist** (default:7): Presets the value in the selection menu Period of time to display on the page *Special:Watchlist*.
- **Maximum number of changes to show in watchlist** (default:250): Limits the number of changes that are displayed in your watchlist.

This example shows a default setting of 8 days and 20 changes.



Advanced options

- **Expand watchlist to show all changes, not just the most recent** (default): Determines if a changed page is displayed several times in the filtered time period or if only the latest change is listed.
- **Add direct unwatch/watch markers (x/+) to watched pages with changes (JavaScript required for toggle functionality):** An icon for the direct removal of the page from the watchlist is available.

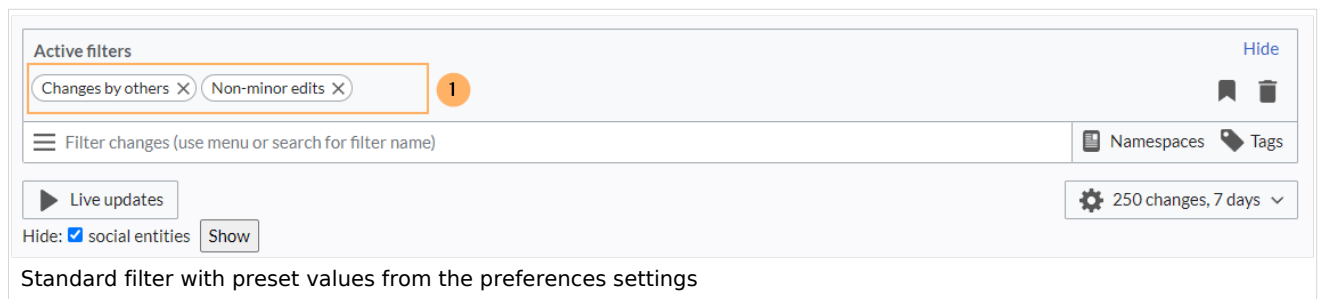


- **Use non-JavaScript interface:** A basic view of the watchlist loads (without special filter menu and without highlighting options).
- **Add pages I review to my watchlist** (until BlueSpice 4.2): Automatically adds pages the user approves to the watchlist.

Changes shown

These settings configure a standard filter for the watchlist. By default, no filter is applied. Possible standard filters are:

- **Hide minor edits from the watchlist**
- **Hide bot edits from the watchlist**
- **Hide my edits from the watchlist**
- **Hide edits by anonymous users from the watchlist**
- **Hide edits by logged in users from the watchlist**

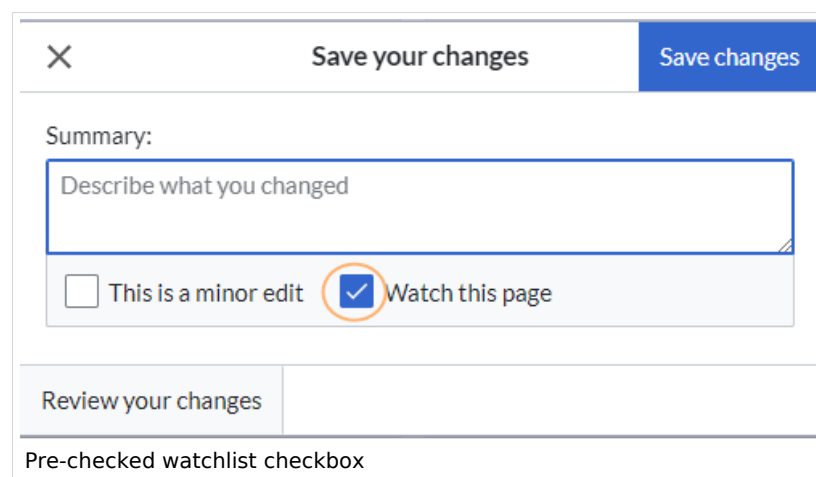


The screenshot shows the 'Active filters' section of a watchlist interface. It features a search bar with the text 'Filter changes (use menu or search for filter name)'. Below the search bar, there are two filter buttons: 'Changes by others' and 'Non-minor edits', both with an 'X' icon to remove them. A red circle with the number '1' highlights the 'Non-minor edits' button. To the right of the filters, there is a 'Hide' link and icons for a bookmark and a trash can. Below the search bar, there is a 'Live updates' button and a 'Namespaces' button. At the bottom, there is a 'Tags' button and a 'Show' button. A status bar at the bottom indicates '250 changes, 7 days' with a gear icon and a dropdown arrow. Below the status bar, there is a text label: 'Standard filter with preset values from the preferences settings'.

Watched pages

These settings determine which pages are automatically added to the watchlist by preselecting the checkbox *Watch this page* of the related dialog window. If no dialog window is available, the addition to the watchlist automatically happens in the background:

- **Add pages and files I edit to my watchlist (default)**



The screenshot shows a 'Save your changes' dialog window. It has a title bar with a close button (X) and a 'Save changes' button. The main content area has a 'Summary:' label and a text input field with the placeholder text 'Describe what you changed'. Below the input field, there are two checkboxes: 'This is a minor edit' (unchecked) and 'Watch this page' (checked). A red circle highlights the 'Watch this page' checkbox. At the bottom, there is a 'Review your changes' button. Below the dialog window, there is a text label: 'Pre-checked watchlist checkbox'.

- **Add pages and files I move to my watchlist**
- **Add pages and files I delete to my watchlist**
- **Add pages I create and files I upload to my watchlist** (default)
- **Add pages where I have performed a rollback to my watchlist**

- **Add new files I upload to my watchlist** (default)

Token

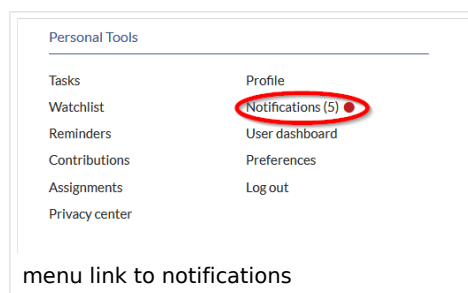
- **Watchlist token:** The token can be used to create a public RSS feed to your watchlist. Anyone who knows this token can access the feed. The syntax for the feed URL is: `https://[YourWikiDomain]/w/api.php?action=feedwatchlist&wlower=[USERNAME]&wltoken=[TOKEN]` .

Notifications

Important! Notification don't consider the edit type "Minor edit". Therefore, notifications are sent even in the case where a user makes a minor edit.

Here you can set how and when you would like to receive notifications in email and/or in the notifications area of your user profile (Web notifications). If you haven't received email notifications yet, make sure that your email adress has been verified. This information is available in the *User profile* tab, under the section *Email options*.

To view your Web notifications, go to your User profile menu and select Notifications.

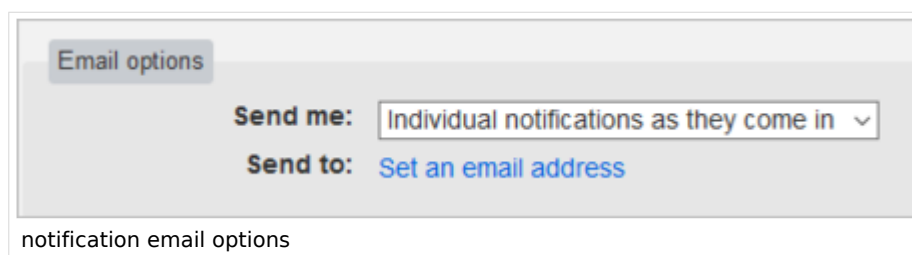


The user profile image in the main toolbar and the *Notifications* menu item show the number of new notifications. Notifications can set for a variety of events, such as new assignments or reminders. You can also select to be notified about changes only in certain namespaces or categories.

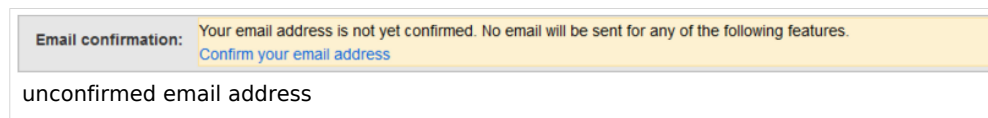
To configure which notifications you want to get, click on *Preferences* in the *Settings* menu (3).

Email options

You can specify how often you receive emails: *never*, *immediately*, *daily*, or *weekly*.



If you unexpectedly don't receive emails for notifications, check under the *User profile* tab to make sure that you have already confirmed your email account.



Notify me about these events

Notifications can be displayed in the Notifications page of the wiki. This functionality is provided by the MediaWiki extension *Echo*.

New message indicator

This setting currently has no effect in BlueSpice. It is a configuration setting for the MediaWiki extension [Extension:Echo|Echo](#) (echo-show-alert).

Notifications on namespace events

Select for which namespaces you want to receive notifications.

Notifications on categories

Select for pages in which categories you want to receive notifications.

Review

- **Notify me about changes if I am the owner of a review:** Select if you want to be notified in email of any workflow changes of a review workflow if you are the owner of the review.
- **Notify me about changes if I am the reviewer of a review:** Select if you want to be notified in email of any workflow changes of a review workflow if you are the owner of the review.

Under the settings for *Notify me about these events*, you can set if and how you want to be notified if someone assigns a review task to you.

Extended Search

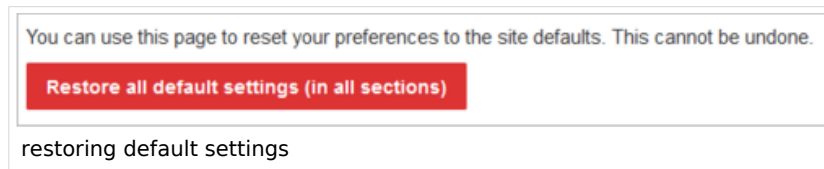
Here you can set which namespaces you want to include in your search results. This can be useful if you work in only some areas of the wiki or if you are looking for information in a few areas of your wiki only.

Semantic MediaWiki

These user preferences are provided by Semantic MediaWiki. If you would like to change these settings, you can visit the corresponding [help page](#).

Resetting all preferences

If you click *Restore all default settings (in all sections)*, all your customizations on all tabs are reset to their default settings. Since this could affect lots of customized settings, a warning page appears before the reset.



Use the browser's back button if you do not want to restore the default settings.

User:Ptechnik: Difference between revisions

[Latest revision as of 13:27, 14 December 2021](#) ([view source](#))

[Redaktion](#) ([talk](#) | [contribs](#))

([create user page](#))

(No difference)

Latest revision as of 13:27, 14 December 2021
