


## Contents

1. File:Manual:SMW-Vorlage-EN.png .....	2
2. File:SMW-Vorlage-EN.png .....	3
3. Manual:Semantic MediaWiki .....	4
4. User:PraktiED .....	8

## File:Manual:SMW-Vorlage-EN.png

[File](#)  
[File history](#)  
[File usage](#)  
[Metadata](#)

Template 

<b>Location</b>	Regensburg
<b>Contact</b>	Jane Doe
<b>First contact</b>	2020/12/21

Hallo Welt! was founded to make the technology and concept


Since 2007 Hallo Welt! builds collaborative platforms of knowl  
online documentation and quality management.

No higher resolution available.

[Manual:SMW-Vorlage-EN.png](#) (426 × 314 pixels, file size: 18 KB, MIME type: image/png)

### File history

Click on a date/time to view the file as it appeared at that time.

	Date/Time	Thumbnail	Dimensions	User	Comment
current	<a href="#">13:01, 20 December 2021</a>		426 × 314 (18 KB)	<a href="#">B)aktiED</a> ( <a href="#">talk</a>   <a href="#">contribs</a> )	

You cannot overwrite this file.

### File usage

The following file is a duplicate of this file ([more details](#)):

[File:SMW-Vorlage-EN.png](#)

The following page uses this file:

[Manual:Semantic MediaWiki](#)

### Metadata

This file contains additional information, probably added from the digital camera or scanner used to create or digitize it.

If the file has been modified from its original state, some details may not fully reflect the modified file.

**Horizontal resolution** 37.8 dpc

**Vertical resolution** 37.8 dpc

Software used • Greenshot


## File:SMW-Vorlage-EN.png

[File](#)

[File history](#)

[File usage](#)

[Metadata](#)

Template 

<b>Location</b>	Regensburg
<b>Contact</b>	Jane Doe
<b>First contact</b>	2020/12/21

Hallo Welt! was founded to make the technology and concept


Since 2007 Hallo Welt! builds collaborative platforms of knowl  
online documentation and quality management.

No higher resolution available.

[SMW-Vorlage-EN.png](#) (426 × 314 pixels, file size: 18 KB, MIME type: image/png)

## File history

Click on a date/time to view the file as it appeared at that time.

	Date/Time	Thumbnail	Dimensions	User	Comment
current	<a href="#">11:40, 20 December 2021</a>		426 × 314 (18 KB)	<a href="#">BjaktiED (talk   contribs)</a>	

You cannot overwrite this file.

## File usage

The following file is a duplicate of this file ([more details](#)):

[File:Manual:SMW-Vorlage-EN.png](#)

There are no pages that use this file.

## Metadata

This file contains additional information, probably added from the digital camera or scanner used to create or digitize it.

If the file has been modified from its original state, some details may not fully reflect the modified file.

**Horizontal resolution** 37.8 dpc

**Vertical resolution** 37.8 dpc

Software used • Greenshot

# 1 Semantic MediaWiki Basics

## Contents

1 Scope and terminology .....	5
2 Define properties .....	7
3 Create a template .....	8
4 Create a form .....	8
5 Assign a category .....	8
6 Example .....	8

## Scope and terminology

---

Semantic MediaWiki (SMW) is a MediaWiki extension that enables you to define and query data on a wiki page.

The following steps are usually taken to work with data-based content in your wiki :

**Define properties:** Properties determine which values can be queried in the wiki.

**Create a template:** This creates the output format of the data set on the wiki pages.

**Create a form:** Using this form, Wiki users can comfortably enter their data.







**Assign a category:** Each page that contains a semantic query is usually tagged with a category that was created for this purpose. This, in addition to the attributes, provides an important means of querying and filtering the pages. It also creates a form editing mode for the wiki pages that contain this category.

## Properties



### List of properties

---

1. Has First contact +  of type [Date](#) (0 uses) 
2. Has contact person +  of type [Text](#) (0 uses) 
3. Has location +  of type [Text](#) (0 uses) 

#### Semantic properties

## Template



<b>Location</b>	Regensburg
<b>Contact</b>	Jane Doe
<b>First contact</b>	2020/12/21

Hallo Welt! was founded to make the technology and concept

Since 2007 Hallo Welt! builds collaborative platforms of knowl  
online documentation and quality management.

#### Semantic template

**Form** ↓

**Location:**

**Contact person:**

**First contact:**

**Free text:**

Hallo Welt! was founded to make the technology and concept c

Since 2007 Hallo Welt! builds collaborative platforms of knowle  
management, online documentation and quality management.

Data entry form

↓

Customer data Category

## Hallo Welt GmbH

🕒 Last edited one hour ago by MLR

<b>Location</b>	Regensburg
<b>Contact</b>	Jane Doe
<b>First contact</b>	2020/12/21

Category to organize data

## Define properties

To make information available as data on a wiki page, we create so-called **properties**. For example, if we want to semantically record customer data, we create a wiki page for each customer. We collect customer data such as location on every customer page. To do this, we create a property that records the location of the customer.

```
[[Has location::Regensburg]]
```

Afterwards I can list all customers at a certain location or all customers with their associated locations in the wiki.

## Create a template

Since we often want to display several such properties and their values on one page at the same time, we format a special area that clearly shows the collected page attributes. This requires a (data) template, which can then be used on any wiki page.

<b>Location</b>	Regensburg
<b>Contact</b>	Jane Doe
<b>First contact</b>	2020/12/21

Data template

## Create a form

To support our users with data entry tasks, we create an input form. The input form is shown when users switch to the edit mode of a wiki page that has the semantic template included.

<b>Location:</b>	<input type="text" value="Regensburg"/>
<b>Contact person:</b>	<input type="text" value="Jane Doe"/>
<b>First contact:</b>	<input type="text" value="21/12/2020"/> <input type="button" value="📅"/>

Data entry form

## Assign a category

Wiki pages that use semantic templates are tagged with a category. This category enables the assignment of the input form to the wiki page. The category is also used to query the data collected via the template and display it anywhere in the wiki.


## Example

On the following pages, we will create an example that collects and displays customer data in the wiki.

**Example: Collect customer data**

## Redaktion





Name

Redaktion

## Redaktion

Name

Redaktion