

Contents

- | |
|---------------------------------|
| 1. Extensions/PageVisited |
| 2. Extension/PagesVisited |

Extensions/PagesVisited

Redirect to:

- Extension/PagesVisited

Manual:Extension/BlueSpicePagesVisited

Contents

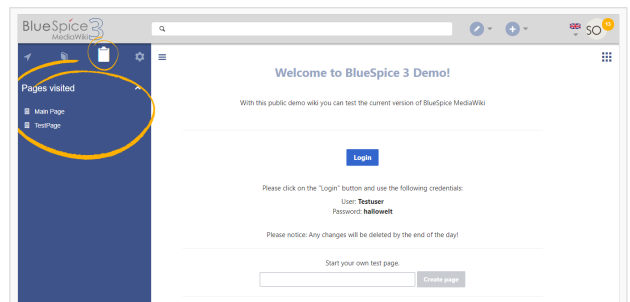
1 What is BlueSpicePagesVisited?	3
2 Where to find the function BlueSpicePagesVisited?	3
2.1 User's personal sidebar	4
2.2 Embedding the tag on a page	4
3 See also	5

What is BlueSpicePagesVisited?

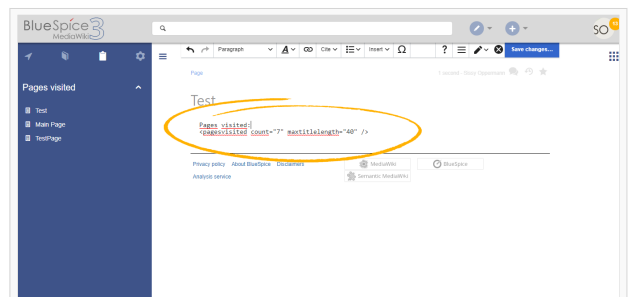
BlueSpicePagesVisited creates a list of a user's recently visited pages.

Where to find the function BlueSpicePagesVisited?

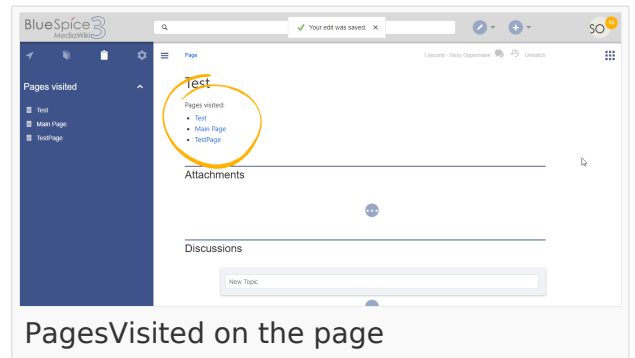
List of recently viewed pages can be found in user's personal sidebar or be embedded in a wiki page.



Pages visited in user's personal sidebar



Inserting PagesVisited tag



User's personal sidebar

It can be found in the left navigation, click on the "Personal navigation" tab (clipboard icon).

To create a list with visited pages

- one has to add

```
* PAGESVISITED
```

at the user sidebar page

```
https://<YOURURL>/index.php?title=User:<USERNAME>/Sidebar
```

and

- select the assigned namespaces in the personal preferences

Embedding the tag on a page

While in source edit mode, enter the following tag anywhere on the page.

```
<pagesvisited count="10" />
```

The list of recently viewed pages will appear at the place in the page where the tag was inserted.

Options that can be passed to the tag are:

- `count` - number of pages to show
- `maxtitlelength` - maximum length of each shown page
- `namespaces` - list of namespaces from which to show pages. Multiple namespaces can be entered, separated by comma.
- `order` - sorting of the pages displayed - can be "time" or "pagename"

See also

Reference page for this extension.