

Extensions/ExportTables

Contents

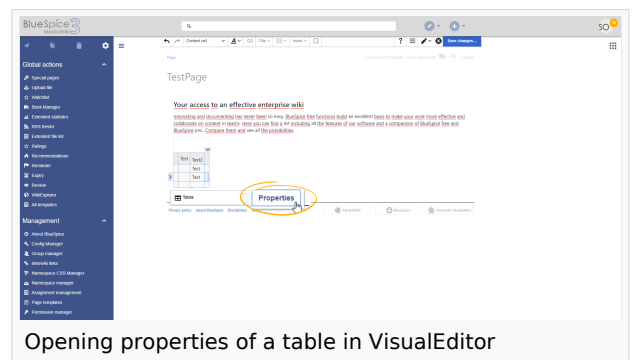
1 What is BlueSpiceExportTables?	1
2 Using BlueSpiceExportTables	1
2.1 In VisualEditor	1
2.2 In Wikitext	2
3 Formats	2
4 Exporting data from grids	2
5 See also	3

What is BlueSpiceExportTables?

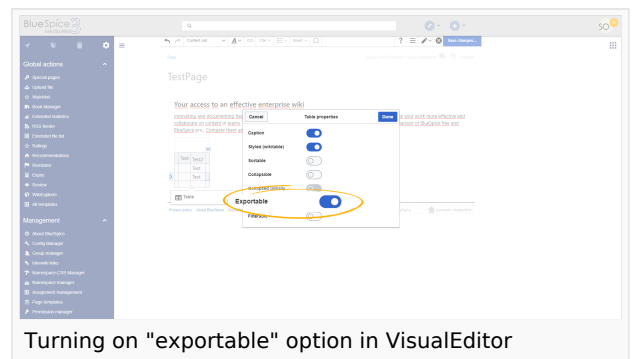
BlueSpiceExportTables allows exporting tables on wikipages and grids with tabular data.

Using BlueSpiceExportTables

Any regular table that is insert on a page can be exported. Before table export is possible, table must be configured to support exporting.



Opening properties of a table in VisualEditor



Turning on "exportable" option in VisualEditor

In VisualEditor

While editing a page in VisualEditor, click on the page and select "Properties". In the dialog that is opened, turn on option "Exportable".

In Wikitext

Table can be set to be exportable in wiki text as well. Add classes "bs-exportable" and "exportable" to the table's "class" argument.

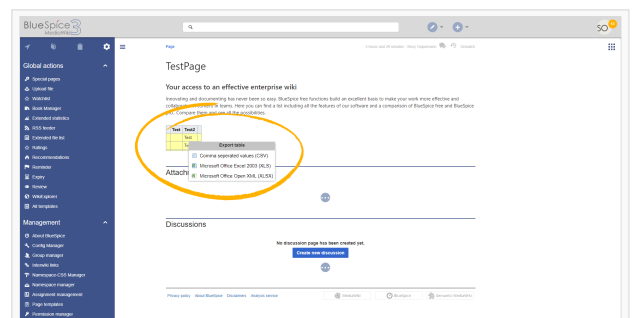
```
{| class="wikitable bs-exportable exportable"
|+...
```

After saving the page, all users viewing the page can export the table by right-clicking on the table and selecting desired format.

Formats

Formats that are offered for exporting a page are:

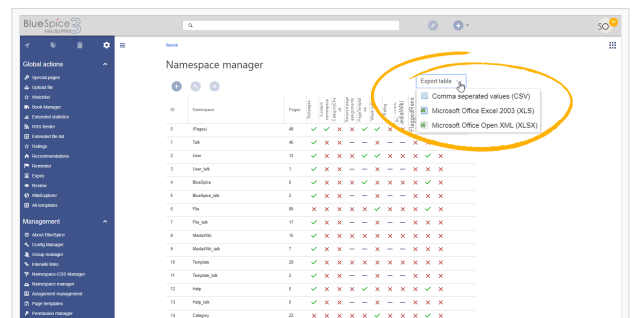
- CSV - Comma separated values
- XLS - Microsoft Office Excel 2003
- XLSX - Microsoft Office Excel



Export table menu in page view mode

Exporting data from grids

In addition to exporting the tables on pages, most of BlueSpice managers and other extensions that display tabular data also offer exporting of data. Exporting such data is done over "Export table" menu in right top corner of the managers like [BlueSpiceNamespaceManager](#).



Exporting tables in managers

See also

[Reference page](#) for this extension.