

Contents

1. BlueSpice 3.1	
2. Setup:Release Notes	
3. Setup:System requirements	
4. Setup:Installation Guide	

BlueSpice 3.1

BlueSpice 3.1 is a Minor Release.



Contents	
1 Point Releases	2
2 Important new functions in 3.1	2
3 Resources and Download	6

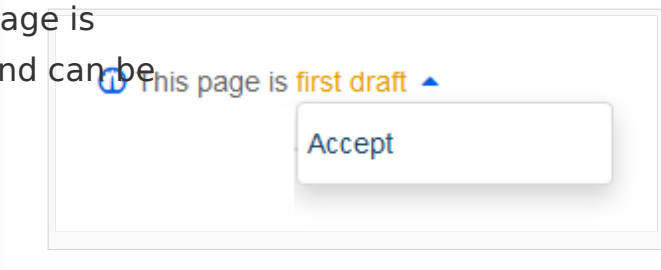
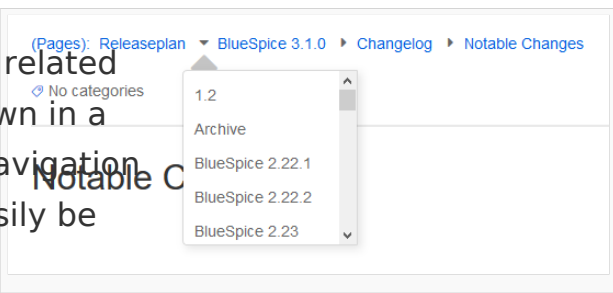

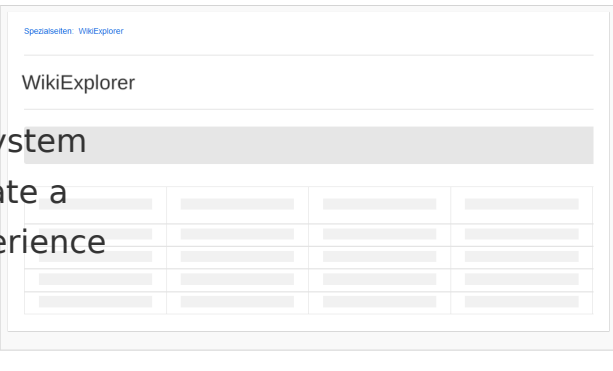

Point Releases

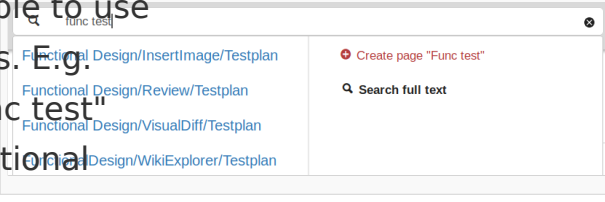
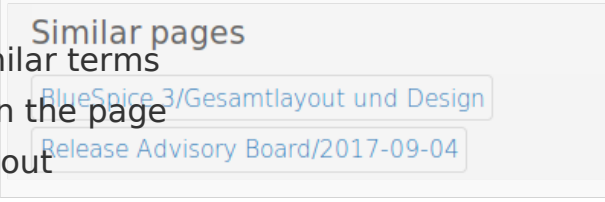
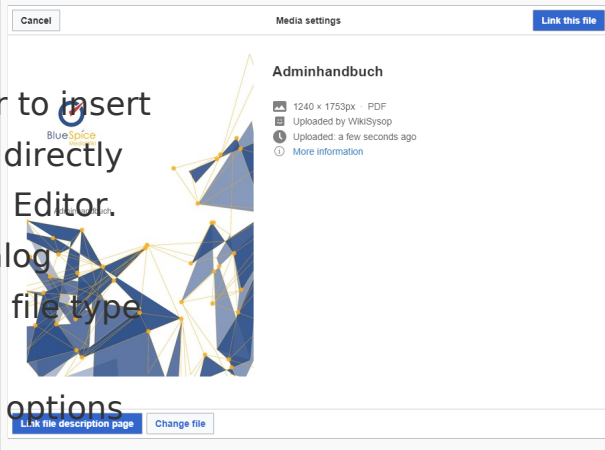
Release	Date
3.1	September 19, 2019

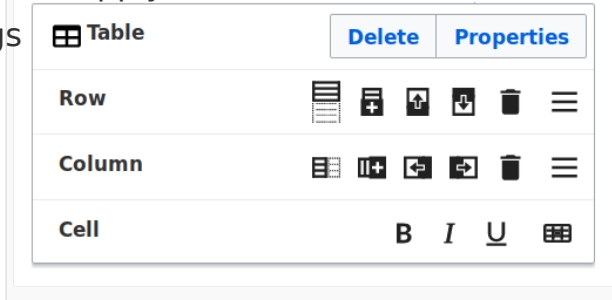

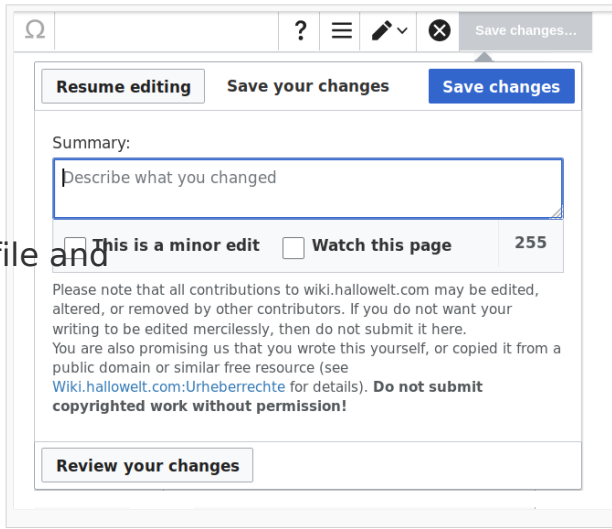
Important new functions in 3.1

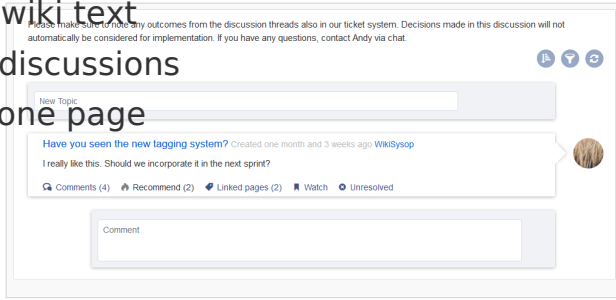
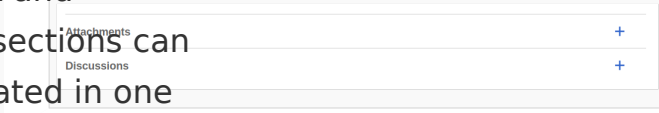
The most important changes in BlueSpice 3.1 at a glance:

Feature	Description	Screenshot
Completely redesigned title section		
Focus on convenience	See and modify relevant page information at a glance	
Category handling	Categories are now shown in the title section and can be edited	

<p>Quality management</p>	<p>State of a page is displayed and can be changed</p>	
<p>Page neighborhood</p>	<p>Subpages and related pages are shown in a breadcrumb navigation and can be easily be explored</p>	
<p>UX improvements</p>		
<p>UX audit</p>	<p>Many improvements in iconography, labeling and navigation</p>	
<p>Page load masks</p>	<p>Indicator for system activity to create a smoother experience</p>	
<p>Fullscreen mode</p>	<p>Switch the wiki to full screen for more space</p>	
<p>Search</p>		
	<p>Several tunings to provide a more natural search result order. E.g.</p>	

<p>Better scoring</p>	<p>base names have preference over subpages</p>	
<p>Flexible autocomplete</p>	<p>It is now possible to use multiple infixes. Eg. search for "func test" results in Functional Design/Testplan</p>	
<p>Similar pages</p>	<p>Pages with similar terms can be found in the page information flyout</p>	
<p>VisualEditor</p>		
<p>File handling</p>	<p>It is now easier to insert or upload files directly with the Visual Editor. The upload dialog recognizes the file type and shows the corresponding options for upload.</p>	 <p>alternativtext=BlueSpice 3.1 file upload dialog</p>
	<p>Change the width and</p>	

<p>Table formatting</p>	<p>height of cells and apply various stylings</p> 
<p>Text colors</p>	<p>Add colors to words and table backgrounds</p> 
<p>Convenience</p>	<p>Less clicks in file and save dialogs</p> 
<p>Timeline</p>	

<p>Integrated discussion page</p>	<p>Both classical wiki text and threaded discussions are stored on one page</p> 
<p>One step creation</p>	<p>Attachment and discussion sections can now be created in one click</p> 

Resources and Download

- Release notes
- System Requirements
- Installation Guide
- Download
- Webservices

Setup:Release Notes

Copyright 2019 by Hallo Welt! GmbH

<https://bluespice.com>

<https://hallowelt.com>



Download

Support:

- **BlueSpice free:** visit sourceforge.net
- **Subscription customers:** to update, please create a ticket with the title *Update to BlueSpice 3.1.1* in the ticket system.

BlueSpice 3.1.1

BlueSpice 3.1.1 is a patch release. This is a stable release.

Changelog

- **FlaggedRevsConnector: align colors for highlighting draft in version history (#5683)**

FlaggedRevs used various colors to highlight draft revisions in the version history. This is now aligned to the BlueSpice color scheme.
- **Fix links to documentation (#13552)**

Some extensions in "Special:Version" pointed to outdated documentation. The links are now fixed.
- **Privacy: Change avatar after anonymisation (#14216)**

Avatar was not recreated after anonymisation and two parameters (\$4 and \$5) were not resolved in the anonymisation log. This is now working.
- **SocialEntities show up in watched pages (#14681)**

In the watched pages list and in SmartList, SocialEntity entries were listed. Now they are excluded, since all items must contain wikitext.
- **Indexing huge PDFs fails (#15725)**

In some cases, long documents were not indexed at all due to length limits. There is now a fallback: in this case, only the filename is indexed.
- **Ping request should start immediately on page-load (#16467)**

Long ping intervals caused delays and a "Someone is editing the page" message. Now the ping starts directly after page load which allows for more granularity of ping intervals and reduced load on the server.
- **Namespace select box in Special:CategoryTree is overlapped by header (#16534)**

On the page "Special:CategoryTree", some namespaces could not be selected. Now, the selection box correctly overlaps the header.

▪ **Privacy policy links should link to project namespace (#16594)**

Links from Privacy Center to privacy policy pages pointed to a non-standard page. Now, the default link points to the standard privacy policy page of the wiki.

▪ **VisualEditor table inspector UI is broken in BlueSpice free (#16612)**

The table inspector only showed icons, but no text and the icons were misaligned. The proper UI is now restored.

▪ **AND OR operators must work in search term (#16613)**

The keywords AND and OR were not evaluated in SearchCenter. This is now possible.

▪ **Wrong link for "Add attachment" (#16629)**

The link to the attachment page of an article was broken. It now works again.

▪ **Table formatting is lost on change between edit modes (#16639)**

Table color formatting was lost when switching between Visual and WikiText mode. Now, the color formatting is preserved.

▪ **HideTitle should also hide FlaggedRevs information (#16738)**

When using HideTitle on a page, the page revision status notification was still visible. Now, the entire title section gets disabled.

▪ **Use SSL link to bluespice.com in code documentation (#16789)**

Many URLs in the code documentation of the source code pointed to "http:" instead of "https:", but user interface links were already set to "https:". Now, a secure connection is suggested everywhere.

▪ **Subitems in header menu are displayed all the time (#16808)**

The second-level items of the header menu were expanded and could not be collapsed under certain circumstances. They are now collapsed and always collapsible.

▪ **ExtendedStatistics special pages ignores permission statistic-viewspecialpage (#16951)**

Statistics could be viewed by anyone with read rights. Now, the page requires a special right, which per default is assigned to the admin role.

▪ **Add attachments button out of line (#16993)**

In some cases, the "Add attachment" button was vertically misaligned. This is now fixed.

▪ **Remove dependency to PHP Tidy extension (#16997)**

The PHP extension 'tidy' is no longer maintained or bundled in some distributions (e.g., SLES). The dependency on that extension was removed and replaced by an onboard MediaWiki solution.

▪ **Smartlist fatal error in mode whatlinkshere when no target given (#17008)**

The smartlist tag was throwing an error when the attribute "target" was not set. Now, the attribute can be omitted safely.

▪ **Privacy: fix gender in anonymisation log (#17015)**

The log message of an anonymized user was always male gendered. The log message is now gender neutral.

▪ **Attachments can not be searched when there are external locations (#17031)**

Search indexing stopped overall when an external location could not be reached. Now, it just ignores that particular location.

▪ **Update repo file on WebDAV update (#17069)**

Repo files are now re-indexed when they are updated via WebDAV

▪ **Add article button is displayed in mobile view when left sidebar is open (#17077)**

The button had a wrong z-index, placing it above the menu. The z-index was fixed and now the button works correctly.

- **BlueSpiceAvatars needs 'editToken' replaced with 'csrfToken'** (T233546)
- **BlueSpiceExtendedStatistics needs 'editToken' replaced with 'csrfToken'** (T233547)
- **BlueSpiceFoundation needs 'editToken' replaced with 'csrfToken'** (T233548)
- **Checkup code passing \$this by reference with a temporary variable** (T234118)

System Requirements 3.1

For a trouble-free installation of the current version BlueSpice 3.1, we recommend the following system requirements. The application BlueSpice is tested by Hallo Welt! for Windows and Linux.

MediaWiki

- Version 1.31.x (LTS -Long Term Support)

Browser

- Internet Explorer 11 or higher (without compatibility view)
- Microsoft Edge
- Google Chrome
- Firefox

Server Environment

- Operating System: Microsoft Windows Server 2012+ or Linux (established distributions)
- Webserver: Apache 2+, nginx 1+^(*) or IIS 8+^(*) *nginx not possible in WikiFarm*
- PHP 7.2+
- MySQL 5.6+ or MariaDB 10+
- Main Memory:16GB (minimal 8GB)
- Hard Drive: > 20 GB (depends on the planned storage of data)
- CPU: 8 (minimal 4)
- Apache Tomcat 8 or Jetty 9 (for PDF export, version comparison and LaTeXRenderer)
- Elasticsearch 6.x (with plugin "ingest-attachment")
- Java 8+ or OpenJDK 10+
- NodeJS 8+

Database access

- Host/IP adress and port
- User name and password for root user (Create/Drop statements) and wiki user (has possibly been created during the MediaWiki installation)
- Name of the database
- The table prefix of the database

Installation Guide

Contents

1 Introduction	15
2 Prerequisites	15
3 Installing BlueSpice 3	16
3.1 Full installation	16
3.2 Upgrade	16
4 Quick reference: Configuration, services, and optimization	16
4.1 Services and system configuration	16
4.2 Webservices for Apache Tomcat	17
4.3 Additional settings and optimizations	17
4.4 Security settings	17
4.5 Compendium	17

Introduction

We are happy that you decided to install the latest version of BlueSpice, our innovative and feature-packed wiki system. Carefully follow our step-by-step instructions, and BlueSpice will be up and running in no time!

After checking your system requirements and preparing your server environment, you will install the BlueSpice application and optionally tweak your configuration to improve your system performance so that your users can enjoy working with their new wiki.

Prerequisites

Before installing BlueSpice 3, review that you meet all system requirements and that your server environment is ready. If you need to set up a server environment first, we provide detailed instructions here:

1. Check the system requirements
2. Prepare your system for the BlueSpice installation.
To set up your server environment, follow the step-by-step instructions or read our quick reference:
 - Linux

- Windows

Installing BlueSpice 3

Full installation

Please select which installation type you need:

- Full BlueSpice 3 installation with Installer
 - Extended Functions: VisualEditor, ExtendedSearch
- BlueSpice 3 WikiFarm installation

Upgrade

- BlueSpice 3 update from version 2.27.x to the current version of BlueSpice

Quick reference: Configuration, services, and optimization

If you don't need to set up a server environment "from scratch", you can directly refer to the setup instructions for individual system components. Just make sure that you really have everything configured as needed:

Services and system configuration

- Linux
 - Introduction
 - Apache und PHP
 - MariaDB
 - Jetty
 - Elasticsearch
 - Node.js
 - Parsoid
 - Python
 - Memcached
 - Texvc (**BlueSpice pro only**)
 - PhantomJS
- Windows
 - Introduction
 - IIS Web Server

- Visual C++ Redistributable for Visual Studio 2015
- PHP Manager
- PHP 7.3
- MariaDB
- OpenJDK
- Apache Tomcat
- Elasticsearch
- Git
- Node.js
- Parsoid
- Python
- PhantomJS (**BlueSpice pro only**)

Webservices for Apache Tomcat

- PDF-Export
- VisualDiff (**BlueSpice pro only**)
- LatexRenderer (**BlueSpice pro only**)

Additional settings and optimizations

- Caching
- Cronjobs
- Time Zone

Security settings

- File System Permissions
- Deactivating installcheck file
- Save Directories

Compendium

- Configuration Folder settings.d
- ExtendedSearch configuration
- Folder structure under Windows

- Performance optimizations:
 - PHP
 - MySQL (MariaDB)
 - ManualRecache of the LanguageCache
- Rebuilding the search index
- VisualEditor configuration