

4.46 BlueSpiceTagCloud

Contents

1 What is BlueSpiceTagCloud?	1
2 Inserting BlueSpiceTagCloud	1
3 Configuration	1
3.1 Common configuration	1
3.2 Advanced configuration	2
4 See also	2

What is BlueSpiceTagCloud?

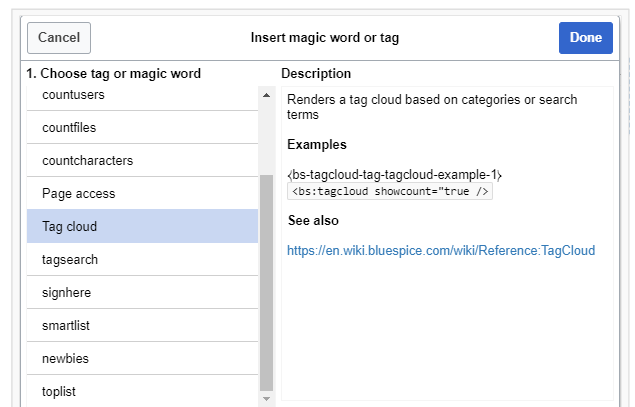
BlueSpiceTagCloud displays a tag cloud based on categories or search terms. It is used for visualizing most searched terms or viewed pages.

Inserting BlueSpiceTagCloud

Tag

```
<bs:tagcloud />
```

can be inserted to the page directly in wikitext or using "Insert magic" menu of [VisualEditor](#). For more information on how to insert magic words, see [BlueSpiceInsertMagic](#).

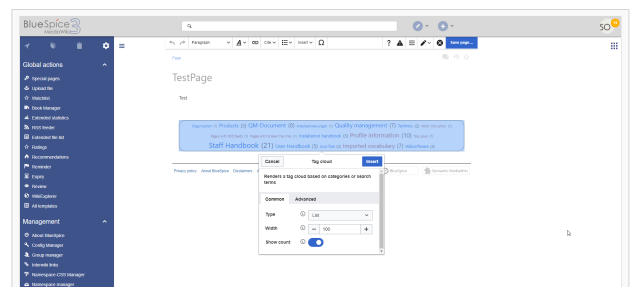


Tag cloud tag in "Insert magic" dialog

Configuration

If tag is added using [VisualEditor](#), after inserting it, a configuration window (inspector) will appear. It shows configurations in two tabs:

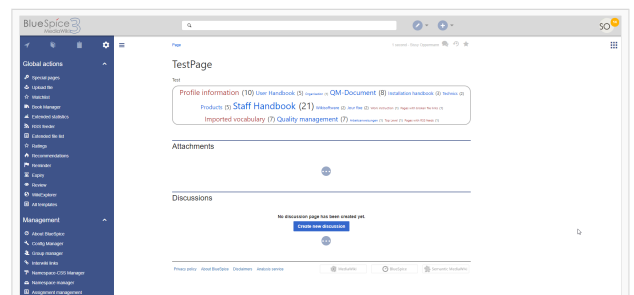
- Common
- Advanced



Tag cloud configuration in edit mode

Common configuration

Parameter	Display name	Description
renderer	Type	<p>Mode of rendering the cloud</p> <ul style="list-style-type: none"> List - results will be shown as a list Text - terms will be shown one after another, with font size depending on the frequency 3D - terms will be shown in a modern, interactive view
width	Width	Percent of the page width taken by the cloud
showcount	Show count	Whether to show numeric frequency of the term in the cloud



Tag cloud on page in view mode

Advanced configuration

Parameter	Display name	Description
store	Store	Source of the data - category or search terms
minsize	Min font size	Smallest possible font displayed in the cloud
maxsize	Max font size	Biggest possible font displayed in the cloud
exclude	Exclude pages	List of pages to exclude from the cloud, separated by comma - "Page1, Page2, Page3"

See also

[Reference page](#) for this extension.