

4.23 BlueSpiceInsertFile

Contents	
1 What is InsertFile?	1
2 Where to find InsertFile?	1
3 InsertFile's functions	2
3.1 Inserting files	3
3.2 Uploading data	3
3.3 Searching for files	3
4 What can and should be uploaded?	3
5 Umlauts	4
6 For Wiki-Administrators	4
7 case study	4
8 See also	4

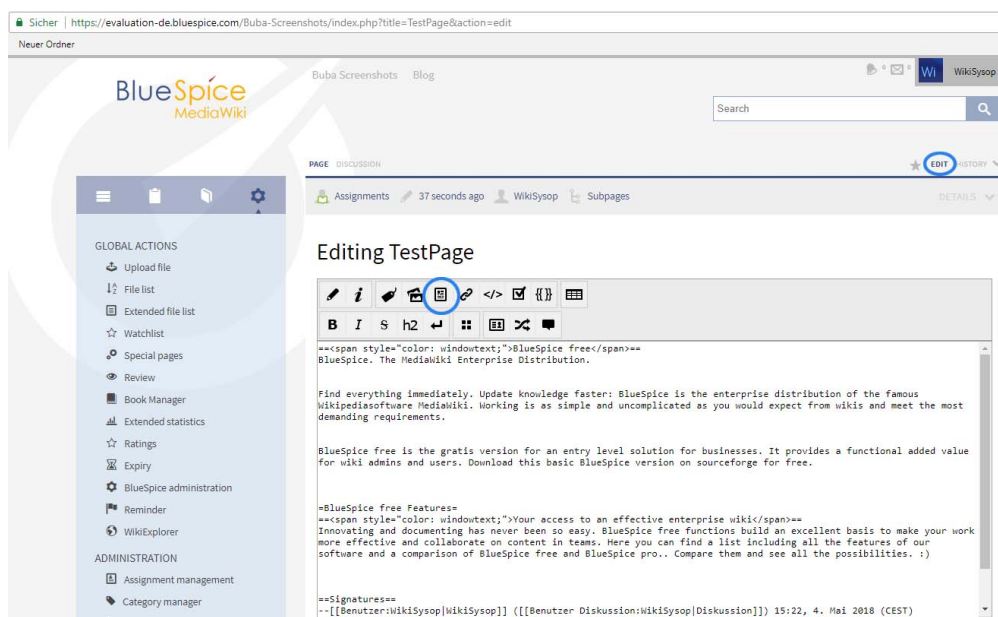
What is InsertFile?

InsertFile is a tool developed by *Hallo Welt GmbH* for uploading and inserting files in the wiki.

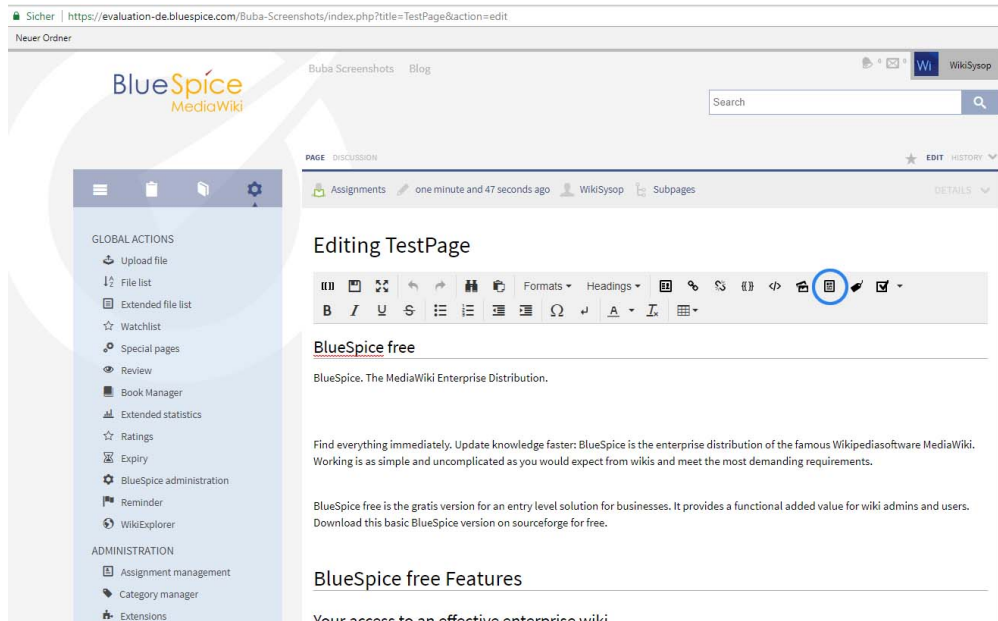
Where to find InsertFile?

Go to the edit mode of the article by clicking on the tab "edit". You can find an extra button for *InsertFile* in the edit bar of the WYSIWYG editor and the wikicode editor:

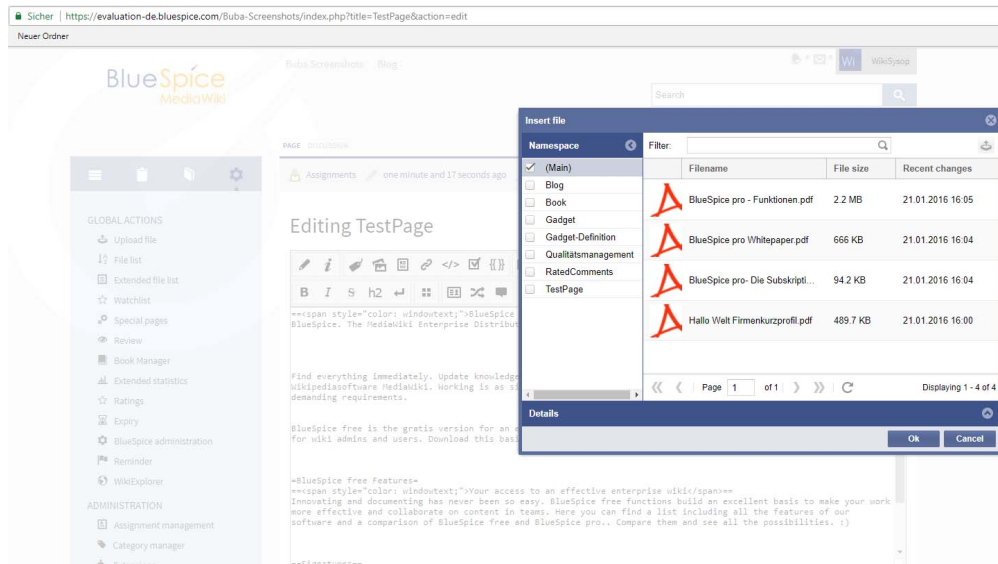
Wikicode editor:

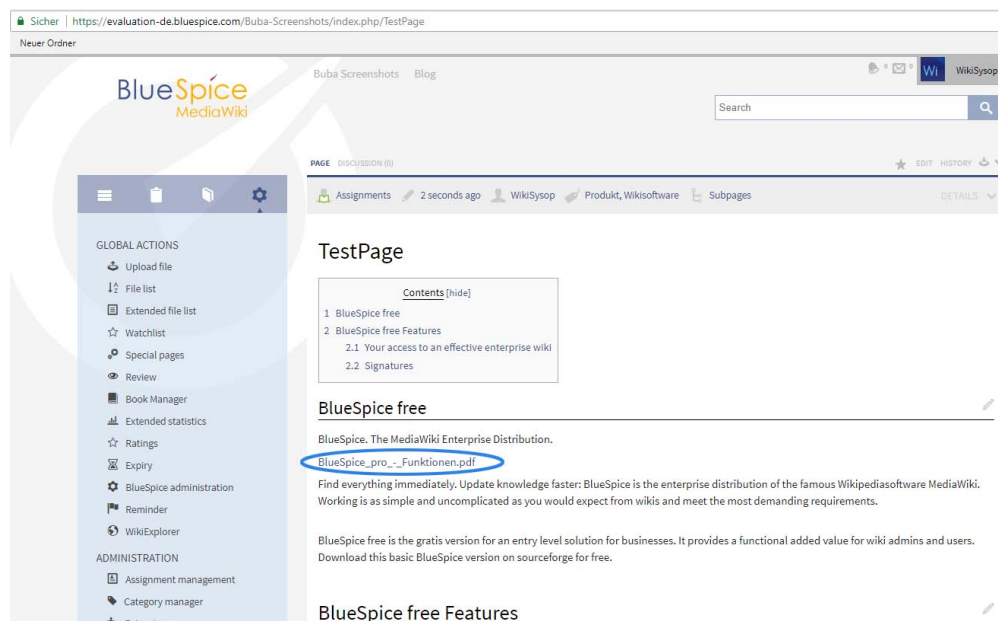


WYSIWYG editor:



InsertFile's functions





Inserting files

To insert files into your page, use `InsertFile` to choose a file from the preview list and accept the change with *Ok*. Then the data is inserted using the wiki code.

Uploading data

If you want to upload a file yourself, click on *Upload*. You can choose the file you want with *Browse*. Then you need to copy the file into the wiki using *Upload file*.

Searching for files

You can also choose which files are shown by, for example, typing the first few letters into the field *filter*. You can sort the files by *Name*, *Recent changes* or *File size* if you click on the small arrow next to the heading.

If the preview is not automatically updated when you have uploaded a file, please leave the dialogue and open it again.

What can and should be uploaded?

You should only upload files that aren't available in other systems, which means files you can't link to. Because of security reasons it's only possible to upload the following file formats:

- Size limitation is 32 MB a file.
- There is no limitation for the number of files.
- The following file extensions (file formats) are enabled by default:
png, gif, jpg, jpeg, doc, dot, ppt, pdf.

If you need to upload other file formats please contact your administrator.

Umlauts

In the new MediaWiki versions it is not possible to upload files that containing umlauts. This has been disabled generally for security reasons (August 2013).

For Wiki-Administrators

The permitted file formats can be managed at the special page [Wiki-Admin](#). Click on the "Admin" tab in your main navigation and choose the preferences there. Go to:

BlueSpice - MediaWiki settings -> BlueSpice -> Allowed file extensions

There are some file extensions, which are not allowed in general, because of security issues (.exe, .php, etc.). If you want to use these document files anyway, please contact the [Hallo Welt! - Medienwerkstatt GmbH](#).

There are problems when uploading files? Have a look at this [MediaWiki tutorial: Manual:Configuring file uploads](#)

case study

[Cant upload file from an edit page](#)

See also

Our [reference page](#).